

Wheels and castors with pneumatic tyres and super-elastic solid rubber tyres



Selection tool

Wheels and castors with pneumatic tyres and super-elastic solid rubber tyres



Series	PK	P	PS	VLE
Tread / tyre	Pneumatic tyres, 2 ply rating	Pneumatic tyres, 2 or 4 ply rating	Pneumatic tyres, 6–10 ply rating	Super elastic solid rubber *
Tread and tyre hardness	60 Shore A	60 Shore A	60 Shore A	70 Shore A
Non-marking	–	optional	–	optional
Electrical conductivity	–	–	–	optional
Wheel centre / rim	polypropylene	pressed steel	heavy pressed steel	heavy pressed steel
Wheel Ø	200–400 mm	180–415 mm	300–536 mm	250–525 mm
Load capacity up to	250 kg	525 kg	1,300 kg	1,885 kg
Smooth operation and floor preservation	■■■■■	■■■■■	■■■■■	■■■■■
Speeds up to	4 km/h	16 km/h	25 km/h	25 km/h
Corrosion-resistant	■■■■■	■■■■■	■■■■■	■■■■■
For a description of the wheel, refer to	page 242	page 243–244	page 246	page 249
For information about swivel and fixed castors, refer to	–	page 245	page 247	page 250–251

■■■■■ excellent
 ■■■■■ very good
 ■■■■■ good
 ■■■■■ satisfactory
 ■■■■■ adequate
 ✓ yes – no

* 2-component or 3-component tyres

4

PK series

Wheels with pneumatic tyres, with synthetic rim



75–250 kg

Tread and tyre hardness

60 Shore A

Smooth operation / floor preservation

excellent

Rolling resistance

good

Wear resistance

satisfactory

Tyre:

- pneumatic tyre, ribbed or zig-zag profile, hardness 60 Shore A
- 2-ply rating, with inner tube
- excellent floor preservation, particularly quiet operation
- colour black
- operating temperature: -20 °C to +40 °C, reduced load capacity over +30 °C
- the wheel and tyre dimensions provided here apply to new tyres that are not bearing a load. Their width and diameter may change when they are in use.

Rim:

- high-quality polypropylene, impact resistant
- colour black

Other features:

- high chemical resistance to many aggressive substances, except oils

Additional details:

- wheel series: page 64
- tread: page 54
- bearing types: page 84–85
- chemical resistance: page 51

4

Wheels	Wheel Ø (D) [mm]	Tyre width (T2) [mm]	Tyre size	Ply rating	Load capacity at 4 km/h [kg]	Tyre pressure [bar / psi]	Bearing type	Axle bore Ø (d) [mm]	Hub length (T1) [mm]	Profile type
Wheels with ribbed profile										
PK 200/20-60G	200	50	200x50	2	75	2.5 / 36	plain bore	20	60	R01
PK 260/20-75G	260	85	3.00-4	2	150	2.0 / 30	plain bore	20	75	R01
PK 260/25-75G	260	85	3.00-4	2	150	2.0 / 30	plain bore	25	75	R01
PK 260/20-75R	260	85	3.00-4	2	150	2.0 / 30	roller bearing	20	75	R01
PK 260/25-75R	260	85	3.00-4	2	150	2.0 / 30	roller bearing	25	75	R01
PK 260/20-75K	260	85	3.00-4	2	150	2.0 / 30	ball bearing	20	75	R01
PK 300/20-75G	300	100	4.00-4	2	180	2.0 / 30	plain bore	20	75	R01
PK 300/25-75G	300	100	4.00-4	2	180	2.0 / 30	plain bore	25	75	R01
PK 300/20-75R	300	100	4.00-4	2	180	2.0 / 30	roller bearing	20	75	R01
PK 300/25-75R	300	100	4.00-4	2	180	2.0 / 30	roller bearing	25	75	R01
PK 300/20-75K	300	100	4.00-4	2	180	2.0 / 30	ball bearing	20	75	R01
PK 400/20-75G	400	100	4.00-8	2	250	2.0 / 30	plain bore	20	75	R01
PK 400/25-75G	400	100	4.00-8	2	250	2.0 / 30	plain bore	25	75	R01
PK 400/20-75R	400	100	4.00-8	2	250	2.0 / 30	roller bearing	20	75	R01
PK 400/25-75R	400	100	4.00-8	2	250	2.0 / 30	roller bearing	25	75	R01
Wheels with zig-zag profile										
PK 257/20-75G	260	85	3.00-4	2	150	2.0 / 30	plain bore	20	75	B04
PK 262/20-75G	260	85	3.00-4	2	150	2.0 / 30	plain bore	20	75	B02
PK 262/25-75G	260	85	3.00-4	2	150	2.0 / 30	plain bore	25	75	B02
PK 262/20-75R	260	85	3.00-4	2	150	2.0 / 30	roller bearing	20	75	B02
PK 262/25-75R	260	85	3.00-4	2	150	2.0 / 30	roller bearing	25	75	B02
PK 262/20-75K	260	85	3.00-4	2	150	2.0 / 30	ball bearing	20	75	B02
PK 302/20-75G	300	100	4.00-4	2	180	2.0 / 30	plain bore	20	75	B02
PK 302/25-75G	300	100	4.00-4	2	180	2.0 / 30	plain bore	25	75	B02
PK 302/20-75R	300	100	4.00-4	2	180	2.0 / 30	roller bearing	20	75	B02
PK 302/25-75R	300	100	4.00-4	2	180	2.0 / 30	roller bearing	25	75	B02
PK 302/20-75K	300	100	4.00-4	2	180	2.0 / 30	ball bearing	20	75	B02
PK 402/20-75G	400	100	4.00-8	2	250	2.0 / 30	plain bore	20	75	B07
PK 402/25-75G	400	100	4.00-8	2	250	2.0 / 30	plain bore	25	75	B07
PK 402/20-75R	400	100	4.00-8	2	250	2.0 / 30	roller bearing	20	75	B07
PK 402/25-75R	400	100	4.00-8	2	250	2.0 / 30	roller bearing	25	75	B07

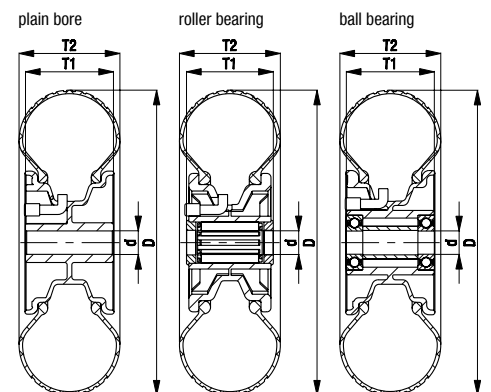
Profile types: R = ribbed profile, B = zig-zag profile, see page 248 for image

Versions / options



rim colour red puncture-proof soft rubber wheels

Technical description page	62	
Product code suffix	-ROT	VWPP series
Available for	wheel Ø 260–400 mm	see page 202



P series, wheel Ø 180–300 mm

Wheels with pneumatic tyres, with pressed steel rim



75–250 kg

Tread and tyre hardness

60 Shore A

Smooth operation / floor preservation

excellent

Rolling resistance

good

Wear resistance

satisfactory

Tyre:

- pneumatic tyre, ribbed or zig-zag profile, hardness 60 Shore A
- 2 or 4 ply rating, with inner tube
- maximum operational comfort
- excellent floor preservation, particularly quiet operation
- colour black

Rim:

- pressed steel
- with welded tubular steel hub
- zinc-plated, blue-passivated, Cr6-free

Other features:

- chemical resistance to many aggressive substances, except oils
- operating temperature: -20 °C to +50 °C
- the wheel and tyre dimensions provided here apply to new tyres that are not bearing a load. Their width and diameter may change when they are in use.
- speeds up to 16 km/h possible for wheels with ball bearing and reduced load capacity

Additional details:

- wheel series: page 64
- tread: page 54
- bearing types: page 84–85
- chemical resistance: page 51

Wheels	Wheel Ø (D) [mm]	Tyre width (T2) [mm]	Tyre size	Ply rating	Load capacity at 4 km/h [kg]	Load capacity at 16 km/h [kg]	Tyre pressure [bar / psi]	Bearing type	Axle bore Ø (d) [mm]	Hub length (T1) [mm]	Profile type
Wheels with ribbed profile											
P 180/20-48R-SG *	180	50	7 x 1 3/4	2	75	–	2.5 / 36	roller bearing	20	48	R01
P 200/20-48R	200	50	200x50	2	75	–	2.5 / 36	roller bearing	20	48	R01
P 200/20-60R	200	50	200x50	2	75	–	2.5 / 36	roller bearing	20	60	R01
P 220/20-75R	220	65	2.50-4	2	100	–	2.0 / 30	roller bearing	20	75	R01
P 261/20-50G	260	85	3.00-4	2	150	–	2.0 / 30	plain bore	20	50	R01
P 261/20-50R	260	85	3.00-4	2	150	–	2.0 / 30	roller bearing	20	50	R01
P 261/20-75R	260	85	3.00-4	2	150	–	2.0 / 30	roller bearing	20	75	R01
P 261/25-75R	260	85	3.00-4	2	150	–	2.0 / 30	roller bearing	25	75	R01
P 260/20-50K	260	85	3.00-4	2	150	100	2.0 / 30	ball bearing	20	50	R01
P 265/20-75R	260	85	3.00-4	4	250	–	3.5 / 50	roller bearing	20	75	R01
P 265/25-75R	260	85	3.00-4	4	250	–	3.5 / 50	roller bearing	25	75	R01
P 265/25-75K	260	85	3.00-4	4	250	200	3.5 / 50	ball bearing	25	75	R01
P 300/20-75R	300	100	4.00-4	2	180	–	2.0 / 30	roller bearing	20	75	R01
P 300/25-75K	300	100	4.00-4	2	180	120	2.0 / 30	ball bearing	25	75	R01
Wheels with zig-zag profile											
P 222/20-75R	220	65	2.50-4	2	100	–	2.0 / 30	roller bearing	20	75	B01
P 263/20-50G	260	85	3.00-4	2	150	–	2.0 / 30	plain bore	20	50	B02
P 263/20-50R	260	85	3.00-4	2	150	–	2.0 / 30	roller bearing	20	50	B02
P 263/20-75R	260	85	3.00-4	2	150	–	2.0 / 30	roller bearing	20	75	B02
P 263/25-75R	260	85	3.00-4	2	150	–	2.0 / 30	roller bearing	25	75	B02
P 262/20-50K	260	85	3.00-4	2	150	100	2.0 / 30	ball bearing	20	50	B02
P 267/20-75R	260	85	3.00-4	4	250	–	3.5 / 50	roller bearing	20	75	B02
P 267/25-75R	260	85	3.00-4	4	250	–	3.5 / 50	roller bearing	25	75	B02
P 267/25-75K	260	85	3.00-4	4	250	200	3.5 / 50	ball bearing	25	75	B02
P 302/20-75R	300	100	4.00-4	2	180	–	2.0 / 30	roller bearing	20	75	B02
P 302/25-75K	300	100	4.00-4	2	180	120	2.0 / 30	ball bearing	25	75	B02

* With non-marking grey tyre

Profile types: R = ribbed profile, B = zig-zag profile, see page 248 for image

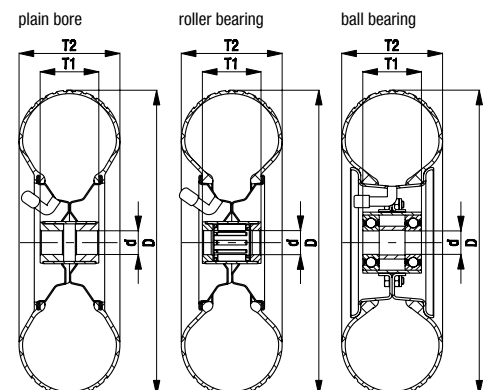
For other wheel Ø, see next page

Versions / options



with non-marking grey tyre with puncture-proof, foam-filled tyres puncture-proof soft rubber wheels

Technical description page	52	64	62
Product code suffix	-SG	-AG	VW series
Available for	wheel Ø 200–260 mm	upon request	see page 204



P series, wheel Ø 310–415 mm

Wheels with pneumatic tyres, with pressed steel rim



50–525 kg

Tread and tyre hardness

60 Shore A

Smooth operation / floor preservation

excellent

Rolling resistance

good

Wear resistance

satisfactory

Tyre:

- pneumatic tyre, ribbed or zig-zag profile, hardness 60 Shore A
- 2 or 4 ply rating, with inner tube
- maximum operational comfort
- excellent floor preservation, particularly quiet operation
- colour black

Rim:

- pressed steel
- with welded tubular steel hub
- lacquered, colour silver

Other features:

- chemical resistance to many aggressive substances, except oils
- operating temperature: -20 °C to +50 °C
- the wheel and tyre dimensions provided here apply to new tyres that are not bearing a load. Their width and diameter may change when they are in use.
- speeds up to 16 km/h possible for wheels with ball bearing and reduced load capacity

Additional details:

- wheel series: page 64
- tread: page 54
- bearing types: page 84–85
- chemical resistance: page 51

4

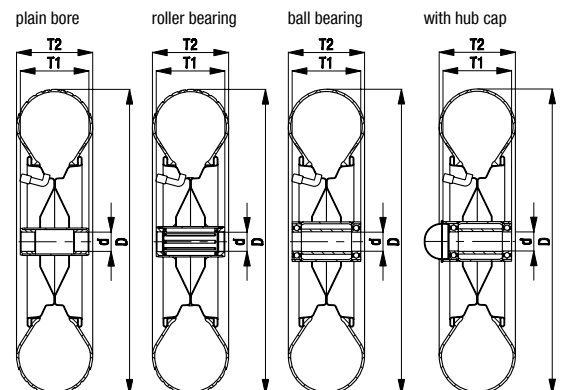
Wheels	Wheel Ø (D) [mm]	Tyre width (T2) [mm]	Tyre size	Ply rating	Load capacity at 4 km/h [kg]	Load capacity at 16 km/h [kg]	Tyre pressure [bar / psi]	Bearing type	Axle bore Ø (d) [mm]	Hub length (T1) [mm]	Profile type
Wheels with ribbed profile											
P 340/25-90K	350	115	4.00-6	4	300	230	3.5 / 50	ball bearing	25	90	R01
P 401/20-90G	400	100	4.00-8	2	250	–	2.0 / 30	plain bore	20	90	R01
P 401/25-90G	400	100	4.00-8	2	250	–	2.0 / 30	plain bore	25	90	R01
P 401/20-90R	400	100	4.00-8	2	250	–	2.0 / 30	roller bearing	20	90	R01
P 401/25-90R	400	100	4.00-8	2	250	–	2.0 / 30	roller bearing	25	90	R01
P 401/25-90K	400	100	4.00-8	2	250	190	2.0 / 30	ball bearing	25	90	R01
P 410/25-90R	400	100	4.00-8	4	350	–	3.5 / 50	roller bearing	25	90	R01
P 410/25-90K	400	100	4.00-8	4	350	300	3.5 / 50	ball bearing	25	90	R01
P 410/30-90K	400	100	4.00-8	4	350	300	3.5 / 50	ball bearing	30	90	R01
P 420/25-90K	415	115	4.00-8	4	525	390	3.5 / 50	ball bearing	25	90	R02
P 420/30-90K	415	115	4.00-8	4	525	390	3.5 / 50	ball bearing	30	90	R02
Wheels with zig-zag profile											
P 310/20-75K	310	50	12½ x 2¼	2	50	30	2.5 / 36	ball bearing	20	75	B05
P 320/25-75R	340	120	13 x 5.00-6	2	250	–	2.8 / 40	roller bearing	25	75	B06
P 403/20-90R	400	100	4.00-8	2	250	–	2.0 / 30	roller bearing	20	90	B07
P 403/25-90R	400	100	4.00-8	2	250	–	2.0 / 30	roller bearing	25	90	B07
P 403/25-90K	400	100	4.00-8	2	250	190	2.0 / 30	ball bearing	25	90	B07
P 412/25-90R	400	100	4.00-8	4	350	–	3.5 / 50	roller bearing	25	90	B07
P 412/25-90K	400	100	4.00-8	4	350	300	3.5 / 50	ball bearing	25	90	B07
P 412/30-90K	400	100	4.00-8	4	350	300	3.5 / 50	ball bearing	30	90	B07

Profile types: R = ribbed profile, B = zig-zag profile, see page 248 for image

Versions / options



	with puncture-proof, foam-filled tyres	wheel with hub cap (end wheel)	hub fitting wheels
Technical description page	64	117	77
Product code suffix	-AG	-E	PA series
Available for	upon request	upon request	see page 548



L-P, B-P series

Pressed steel castors, medium-duty version, with top plate, wheel with pneumatic tyre



75–250 kg

Bracket: L/B series

- pressed steel, zinc-plated, blue-passivated, Cr6-free

Swivel bracket:

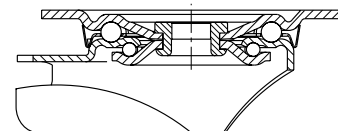
- double ball bearing in the swivel head
- strong central kingpin
- swivel head seal (exception: plate size 175x175 mm)
- minimum swivel head play and smooth rolling characteristic and increased service life due to the special dynamic Blickle riveting process

Wheel: P series

- tyre: pneumatic tyre with ribbed or zig-zag profile, hardness 60 Shore A, colour black, 2 or 4 ply rating
- rim: pressed steel, with welded tubular steel hub, zinc-plated, blue-passivated, Cr6-free
- swivel castors with brakes lose brake force if the tyre pressure is too low

Additional details:

- bracket series: page 91
- brakes: page 112–113
- wheel series: page 243
- bearing types: page 84–85



4

Swivel castors	Fixed castors	Swivel castor with "stop-top" brake	Wheel Ø [mm]	Tyre width [mm]	Load capacity [kg]	Bearing type	Total height [mm]	Plate size [mm]	Bolt hole spacing [mm]	Bolt hole Ø [mm]	Offset swivel castor [mm]	Profile type
L-P 200R	B-P 200R	L-P 200R-ST	200	50	75	roller bearing	235	140 x 110	105 x 75–80	11	65	R01
L-P 220R	B-P 220R	L-P 220R-ST	220	65	100	roller bearing	255	140 x 110	105 x 75–80	11	67	R01
L-P 222R	B-P 222R	L-P 222R-ST	220	65	100	roller bearing	255	140 x 110	105 x 75–80	11	67	B01
L-P 261R		L-P 261R-ST	260	85	150	roller bearing	308	175 x 175	140 x 140	15	78	R01
	B-P 261R		260	85	150	roller bearing	308	220 x 120	190 x 75	15	–	R01
L-P 263R		L-P 263R-ST	260	85	150	roller bearing	308	175 x 175	140 x 140	15	78	B02
	B-P 263R		260	85	150	roller bearing	308	220 x 120	190 x 75	15	–	B02
L-P 265R		L-P 265R-ST	260	85	250	roller bearing	308	175 x 175	140 x 140	15	78	R01
	B-P 265R		260	85	250	roller bearing	308	220 x 120	190 x 75	15	–	R01
L-P 267R		L-P 267R-ST	260	85	250	roller bearing	308	175 x 175	140 x 140	15	78	B02
	B-P 267R		260	85	250	roller bearing	308	220 x 120	190 x 75	15	–	B02

Profile types: R = ribbed profile, B = zig-zag profile, see page 248 for image

Versions / options



	with non-marking grey tyre	with puncture-proof, foam-filled tyres	directional lock (separate) 1 x 360°	castors with puncture-proof soft rubber wheels
Technical description page	52		115	62
Product code suffix	-SG	-AG	RI-05.03	L / B / BH-VW series
Available for	all	upon request	wheel Ø 200 mm*	see page 205

* Only for swivel castors without brake or swivel castor with "stop-top" brake upon request

PS series

Heavy-duty wheels with pneumatic tyres, with pressed steel rim



450–1,300 kg

Tread and tyre hardness

60 Shore A

Smooth operation / floor preservation

excellent

Rolling resistance

good

Wear resistance

satisfactory

Tyre:

- pneumatic tyre, zig-zag profile, hardness 60 Shore A
- 6, 8 or 10 ply rating, with inner tube
- maximum operational comfort
- excellent floor preservation, particularly quiet operation
- colour black

Rim:

- heavy pressed steel
- bolted (flat base rim)
- with welded tubular steel hub
- zinc-plated, blue-passivated, Cr6-free

Other features:

- chemical resistance to many aggressive substances, except oils
- operating temperature: -20 °C to +50 °C
- the wheel and tyre dimensions provided here apply to new tyres that are not bearing a load. Their width and diameter may change when they are in use.
- speeds up to 25 km/h with reduced load capacity

Additional details:

- wheel series: page 64
- tread: page 54
- bearing types: page 84–85
- chemical resistance: page 51

4

Wheels	Wheel Ø (D) [mm]	Tyre width (T2) [mm]	Tyre size	Ply rating	Load capacity at 4 km/h [kg]	Load capacity at 25 km/h [kg]	Tyre pressure [bar/psi]	Bearing type	Axle bore Ø (d) [mm]	Hub length (T1) [mm]	Profile type
PS 310/20-75K	300	100	4.00-4	6	450	350	7.5 / 110	ball bearing	20	75	B02
PS 310/25-75K	300	100	4.00-4	6	450	350	7.5 / 110	ball bearing	25	75	B02
PS 315/25-75K	305	105	4.00-4	6	550	400	7.5 / 110	ball bearing	25	75	B03
PS 430/25-90K	420	115	4.00-8	6	650	500	7.0 / 101	ball bearing	25	90	B08
PS 430/30-90K	420	115	4.00-8	6	650	500	7.0 / 101	ball bearing	30	90	B08
PS 432/30-90K	420	115	4.00-8	8	750	600	7.0 / 101	ball bearing	30	90	B08
PS 464/30-90K	460	145	5.00-8	8	1,140	770	7.0 / 101	ball bearing	30	90	B08
PS 536/35-120K	536	165	6.00-9	10	1,300	1,050	7.0 / 101	ball bearing	35	120	B08

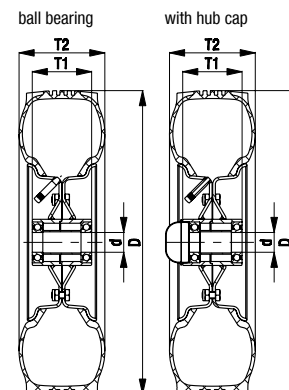
Profile type: B = zig-zag profile, image see page 248

Versions / options



wheel with hub cap (end wheel)

Technical description page	117
Product code suffix	-E
Available for	upon request



LS-P, BS-P, LS-PS, BS-PS series

Welded steel heavy-duty castors, heavy-duty swivel head, heavy-duty wheel with pneumatic tyres

350–1,300 kg

Bracket: LS/BS series

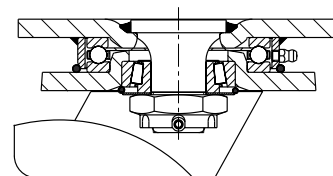
- particularly robust welded steel construction, zinc-plated, yellow-passivated, Cr6-free
- Swivel bracket:
 - axial grooved ball bearing ISO 104 and tapered roller bearing ISO 355 in the swivel head
 - bolted and secured welded central kingpin, extremely strong
 - dust and splash-proof
 - grease nipple

Wheel: P/PS series

- tyre: pneumatic tyre with ribbed or zig-zag profile, hardness 60 Shore A, colour black, 2 to 10 ply rating
- rim: P series: pressed steel, with welded tubular steel hub, lacquered, colour silver
PS series: heavy pressed steel, bolted (flat base rim), with welded tubular steel hub, zinc-plated, blue-passivated, Cr6-free
- swivel castors with brakes lose brake force if the tyre pressure is too low

Additional details:

- bracket series: page 94
- brakes: page 112–113
- wheel series: page 244, 246
- bearing types: page 84–85



4

Swivel castors	Fixed castors	Wheel Ø [mm]	Tyre width [mm]	Load capacity [kg]	Bearing type	Total height [mm]	Plate size [mm]	Bolt hole spacing [mm]	Bolt hole Ø [mm]	Offset swivel castor [mm]	Profile type
LS-PS 310K	BS-PS 310K	300	100	450	ball bearing	355	200 x 160	160 x 120	14	85	B02
LS-PS 315K	BS-PS 315K	305	105	550	ball bearing	358	200 x 160	160 x 120	14	85	B03
LS-P 410K	BS-P 410K	400	100	350	ball bearing	470	200 x 160	160 x 120	14	100	R01
LS-P 420K	BS-P 420K	415	115	525	ball bearing	478	200 x 160	160 x 120	14	100	R02
LS-PS 430K	BS-PS 430K	420	115	650	ball bearing	480	200 x 160	160 x 120	14	100	B08
LS-PS 432K	BS-PS 432K	420	115	750	ball bearing	480	200 x 160	160 x 120	14	100	B08
LS-PS 464K	BS-PS 464K	460	145	1,140	ball bearing	520	200 x 160	160 x 120	14	110	B08
LS-PS 536K		536	165	1,300	ball bearing	623	255 x 200	210 x 160	18	120	B08
	BS-PS 536K	536	165	1,300	ball bearing	623	255 x 220	210 x 160	18	–	B08

Profile types: R = ribbed profile, B = zig-zag profile, see page 248 for image

Versions / options



	with "Radstop" wheel brake	with directional lock 4 x 90°
Technical description page	113	115
Product code suffix	-RA	-RI4
Available for	upon request	wheel Ø 300–460 mm

**Profile types
of pneumatic tyres**

Ribbed profile

4



R01



R02

Zig-zag profile



B01



B02



B03



B04



B05



B06



B07



B08