



TRANSPORT & STORAGE EQUIPMENT

Storage trolleys

CATALOGUE D19



www.dinis.bg

DINIS LTD



***over 25 years of experience
professional consultations
innovative solutions
design of new products
everything for transport & storage equipment***

Since founding in 1991 Dinis Ltd. company has been active in the field of transport and storage equipment. Due to the long-term experience and technical knowledge of the employees has been created a wide range of storage trolleys and specialized equipment, produced according requirement of customers. The products which are produced are stand out with high quality, precise implementation, approved design and long service life. At present more than 3,500 companies in Bulgaria have trusted of the quality products which are offered to the customers.

To meet the customers need in stock is available selected range of universal trolleys with different dimensions and function. In section "Universal trolleys" are presented the most common models which could be find in stock – Platform trolleys, Box trolleys, Hand trucks on two wheels, Stair Climbing Hand Truck, Board trolley, Hand drum trolley, Hand trolleys for one and for two gas bottles and Transport mechanisms. The most of the universal trolleys are available in several sizes. The metal construction of the trolleys is powder-coated. On the trolleys are mounted high quality castors and wheels from leading German company Bickel GmbH which secure a long life term.

Dinis Ltd. designs and produces storage trolleys according specific requirements of customer – sizes, load capacity, functionality, maneuverability, etc. During the project process it is good to be clear information about operating conditions, type of load, floor surface, existence of thresholds and stairs, size of premises and corridors, existence of elevators and doors where have to move the trolleys, etc. The manufacturing process of specialized trolleys takes time about 2-5 weeks. The metal construction of the trolleys is powder-coated. We have more than 200 designed types of different trolleys for each field and activity due to years of experience. The most popular models in section "Specialized trolleys" are the following types – trolleys with two or more shelves, table working trolleys, trolleys with lock, different types of Box trolleys, trolleys with high load capacity, frames, transport containers for food industry, different types of hand trucks, board trolleys, trolleys for uneven floor surface, trolleys for speed up to 25 km/h, etc.

The products presented in the catalogue are used in warehouses, showrooms, logistic centres, manufacturing enterprises, shopping centres, airports, construction sites, pedestrian zones, hospitals, pharma companies, hotels, restaurants, etc. The competent prior consultation provides an informed choice to customers, often offering more than one possible solution.

Since 2000 Dinis Ltd. is an exclusive representative and importer for Bulgaria of wheels and castors from leading German manufacturer Bickel Wheels & Castors GmbH u. Co. KG. All of the trolleys which are produced are equipped with high quality wheels and castors. Due to the wide range from more than 30,000 types is offered big variety of solutions to meet the different needs of customers.

CONTENT

UNIVERSAL TROLLEYS



<i>Type</i>	<i>Page</i>
Platform trolleys PT-280, PT-400, PT-540, PT-800	7
Box trolleys BT-280, BT-540	8
Hand trucks HT-100, HT-200, HT-300	9
Stair climbing hand truck HTS-150	10
Hand trolley for one gas bottle GHTOC-150 , Hand trolley two gas bottles GHTDC-300D	11
Hand trolley for transport of drums HTTB-300	12
Board trolley SGT-150	13
Transport mechanisms TMS-2000-4HPO, TMS-3900T-6HPO, TMF-2000-4HPO, TMF-3900T-6HPO	14-15

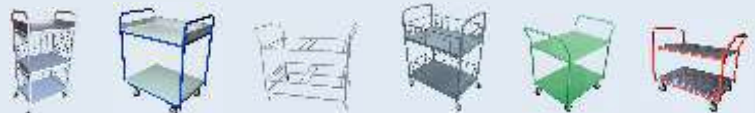
SPECIALIZED TROLLEYS

Platforms and specialized trolleys



Platforms P-1000-1200x800-POTH, P-200-720x500-GKL	16
Transport tube trolley PTT-500-1000x700-GKL	17
Platform trolley PT-2000-1800x1400-ALST	18
Roller technological trolley RTT-1000-1200x800-POTH	19
Platform transport trolleys PTD-540-1000x700-GKL, PTD-540ABB-1250x800-LE	20
Platform trolley for flatness PTF-800-1500x800-GKB	21
Trolley for flatness PTF-800D-1200x800-GKB-FI	22
Transport trolley for automotive glasses TTAG-300-1000x700-GKL	23

Trolleys on two levels, trolleys with shelves and combined trolleys with box



Transport table trolley TTC-250-1000x650x750-VPA	24
Transport table trolley TTC-150-1000x700x800-GKB	25
Three-shelf working table TTTC-300W-1000x750-TPA	26
Table working trolley TWT-210E-600x450-VPA-FI	27
Table working trolley TWT-300ABB-800x600-LE	28
Table working trolley TWT-300-1000x600-GKB	29
Table working trolley TWT-300-1000x500-PATH-FI	30
Table working trolley TWT-300DHL-1000x400-GKB	31
Two-frame trolley PTDF-150-1200x800-VPA	32
Two-shelf trolley PTDS-181LC-700x500-VPA	33
Combined-basket trolley CCPT-150-850x500-VPA	34
Two-basket trolley TCT-150-700x450-VPA	35

CONTENT

Type

Page

Two-shelf trolley SFT-100-950x470-VPA	36
Two-shelf trolley PTDS-150-900x700-GKB	37
Two-shelf trolley PTDS-150-800x600-GKB, PTDS-300-1000x600-GKB	38
Two-shelf trolley PTDS-150S-650x450-VPA	39
Two-shelf trolley PTDS-350-1200x800-GKB-FI	40
Two-shelf trolley PTDS-300BTHC-1300x695-GKB-EL	41
Two-shelf trolley ESD PTDS-400A-1200x800-GKB-EL	42
Two-shelf trolley PTDS-291-1000x600-GKB	43
Box trolley with movable shelf BTS-300-700x780x1700-GKB	44

Trolleys on three or four levels, trolleys with movable shelves and combined with box



Three-shelf trolley PTTS-300-1000x600-GKB-SG	45
Three-shelf trolley PTTS-300W-900x600-GKB	46
Transport trolley for tubes TTT-400-1000x800-GKB	47
Three-shelf trolley PTTS-300-550x650-GKB	48
Three-shelf trolley PTTS-200-700x600-GKB-SG	49
Three-shelf trolley PTTS-290-1000x600-GKB	50
Box trolley with movable shelves BTS-300-800x600x1650-VE	51
Transport trolley with movable shelves TTS-302-800x600x1650-PATH	52
Removable Container RC-500Zn-870x570-PATH	53
Three-shelf trolley PTTS-600L-1500x600x2000-GKL-FI	54
Three-shelf box trolley BTTS-500E-1200x800x1500-GKB-FI	55
Four-shelf trolley PTFS-350-1200x800-GKB-FI	56
Four-shelf trolley PTFS-200-600x400x2000-VPA	57
Four-shelf trolley PTFS-300-976x652x1801-PATH-FI	58
Four-shelf trolley PTFS-500-1000x600-GKB	59
Box trolley with shelves BTS-500VIP-600x600x1500-GKB	60

Frames, trolleys for boxes and trays



Frame BF-200-535x350-PATH-ELS-FI	61
Frame BF-250-530x350-PO	62
Trolley for boxes BF-250-600x400-GKB	63
Transport trolley for trays BDT-450Zn-610x410-TPA	64
Transport frame trolley BTf-500E-1200x800-GKB	65

CONTENT

Type

Page

Hand trucks, trolleys for gas bottles, drum trolleys, etc.



Hand sack truck HT-150P-PL	66
Hand truck for water bottles HTWB-180-PL	67
Fork hand truck HTF-250-GL	68
Star climbing hand truck HTS-80-POTH	69
Trolleys for gas bottles GHTOC-30-GL, GHTOC-80-GL, GHTOC-120-GL, GHTS-100-GL	70
Three wheels trolley for two gas bottles GHTDC-300S-PL-GKL	71
Three wheels transport trolley HTTS-300S-PB-GKB	72
Hand truck HST-80-PATH	73
Half box hand truck HTHB-250-PL	74
Hand truck for newspapers, magazines and flyers HTPL-250-PL	75
Trolley for manipulate of drum HTB-300-GL	76
Trolley for long materials TTLM-400-PL-GKL	77



Box trolleys, Rack trolleys

Box trolley BT-300VIP-800x600x600-GKB	78
Box trolley BT-600VIP-800x600x600C-POEV	79
Box trolleys BT-300AJ-600x500x600-GKB, BT-300AJ-500x450x500-VE	80
Box trolley BTS-250-900x440x1840-PATH	81
Storage box trolley BT-800-1200x800x1300-GKB-2FI	82
Box trolley BT-540I-1200x800x1800-GKL	83
Box trolleys BT-400DHL-1200x800x1790-GKB, BT-300DHL-800x700x1700-GKB	84
Box trolley BT-405V-1900x1700-GKL	85
Box trolley BT-600BC-1200x800-GKP	86
Box trolley for laths BTL-600-1720x810x1100-GKL	87
Rack shop trolley BTV-200-900x700x1600-VPA	88
Rack shop trolley BTV-300A-900x700x1600-LER125	89
Transport box trolley BTT-350-800x600x1200-GKB-FI	90
Transport box trolley BTT-800Z-1200x800x1800-GKB	91

Equipment with special function, trolleys with high load capacity



Hand transport trolley TT-500-1200x800-PL	92
Transport trolley TT-1000-1800x1000-PB	93
Transport box trolley TBT-500-1200x800-PB	94
Hand transport trolley TPT-300-566x470-PL-SG	95
Transport trolleys for pipes set TTP-600-PL	96
Hydraulic lifting transporter HLT-1000-ALTH	97
Crane Hand Mounting CM-300H	98
Crane Technological CT-600H	99
Pallet truck KT-20DC	100
Scissor lift pallet truck KT-1000T	101
Truck for paper roll KHR-18D	102

Alphabetical list of Product Codes A-Z

<i>Product Code</i>	<i>Page</i>	<i>Product Code</i>	<i>Page</i>
BDT-450Zn-610x410-TPA.....	64	PT-2000-1800x1400-ALST.....	18
BF-200-535x350-PATH-ELS-FI.....	61	PT-280.....	7
BF-250-530x350-PO.....	62	PT-400.....	7
BF-250-600x400-GKB.....	63	PT-540.....	7
BT-280.....	8	PT-800.....	7
BT-300AJ-500x450x500-VE.....	80	PTD-540-1000x700-GKL.....	20
BT-300AJ-600x500x600-GKB.....	80	PTD-540ABB-1250x800-LE.....	20
BT-300DHL-800x700x1700-GKB.....	84	PTDF-150-1200x800-VPA.....	32
BT-300VIP-800x600x600-GKB.....	78	PTDS-150-800x600-GKB.....	38
BT-400DHL-1200x800x1790-GKB.....	84	PTDS-150-900x700-GKB.....	37
BT-405V-1900x1700-GKL.....	85	PTDS-150S-650x450-VPA.....	39
BT-540.....	8	PTDS-181LC-700x500-VPA.....	33
BT-540I-1200x800x1800-GKL.....	83	PTDS-291-1000x600-GKB.....	43
BT-600BC-1200x800-GKP.....	86	PTDS-300-1000x600-GKB.....	38
BT-600VIP-800x600x600C-POEV.....	79	PTDS-300BTHC-1300x695-GKB-EL.....	41
BT-800-1200x800x1300-GKB-2FI.....	82	PTDS-350-1200x800-GKB-FI.....	40
BTF-500E-1200x800-GKB.....	65	PTDS-400A-1200x800-GKB-EL.....	42
BTL-600-1720x810x1100-GKL.....	87	PTF-800-1500x800-GKB.....	21
BTS-250-900x440x1840-PATH.....	81	PTF-800D-1200x800-GKB-FI.....	22
BTS-300-700x780x1700-GKB.....	44	PTFS-200-600x400x2000-VPA.....	57
BTS-300-800x600x1650-VE.....	51	PTFS-300-976x652x1801-PATH-FI.....	58
BTS-500VIP-600x600x1500-GKB.....	60	PTFS-350-1200x800-GKB-FI.....	56
BTT-350-800x600x1200-GKB-FI.....	90	PTFS-500-1000x600-GKB.....	59
BTT-800Z-1200x800x1800-GKB.....	91	PTT-500-1000x700-GKL.....	17
BTTs-500E-1200x800x1500-GKB-FI.....	55	PTTS-200-700x600-GKB-SG.....	49
BTv-200-900x700x1600-VPA.....	88	PTTS-290-1000x600-GKB.....	50
BTv-300A-900x700x1600-LER125.....	89	PTTS-300-1000x600-GKB-SG.....	45
CCPT-150-850x500-VPA.....	34	PTTS-300-550x650-GKB.....	48
CM-300H.....	98	PTTS-300W-900x600-GKB.....	46
CT-600H.....	99	PTTS-600L-1500x600x2000-GKL-FI.....	54
GHTDC-300D.....	11	RC-500Zn-870x570-PATH.....	53
GHTDC-300S-PL-GKL.....	71	RTT-1000-1200x800-POTH.....	19
GHTOC-120-GL.....	70	SFT-100-950x470-VPA.....	36
GHTOC-150.....	11	SGT-150.....	13
GHTOC-30-GL.....	70	TBT-500-1200x800-PB.....	94
GHTOC-80-GL.....	70	TCT-150-700x450-VPA.....	35
GHTS-100-GL.....	70	TMF-2000-4HPO.....	15
HLT-1000-ALTH.....	97	TMF-3900T-6HPO.....	15
HST-80-PATH.....	73	TMS-2000-4HPO.....	14
HT-100.....	9	TMS-3900T-6HPO.....	14
HT-150P-PL.....	66	TPT-300-566x470-PL-SG.....	95
HT-200.....	9	TT-1000-1800x1000-PB.....	93
HT-300.....	9	TT-500-1200x800-PL.....	92
HTB-300-GL.....	76	TTAG-300-1000x700-GKB.....	23
HTF-250-GL.....	68	TTC-150-1000x700x800-GKB.....	25
HTHB-250-PL.....	74	TTC-250-1000x650x750-VPA.....	24
HTPL-250-PL.....	75	TTLM-400-PL-GKL.....	77
HTS-150.....	10	TTP-600-PL.....	96
HTS-80-POTH.....	69	TTS-302-800x600x1650-PATH.....	52
HTTB-300.....	12	TTT-400-1000x800-GKB.....	47
HTTS-300S-PB-GKB.....	72	TTTC-300W-1000x750-TPA.....	26
HTWB-180-PL.....	67	TWT-210E-600x450-VPA-FI.....	27
KHR-18D.....	102	TWT-300-1000x500-PATH-FI.....	30
KT-1000T.....	101	TWT-300-1000x600-GKB.....	29
KT-20DC.....	100	TWT-300ABB-800x600-LE.....	28
P-1000-1200x800-POTH.....	16	TWT-300DHL-1000x400-GKB.....	31
P-200-720x500-GKL.....	16		

PLATFORM TROLLEYS **PT**

The Platform trolleys are convenient to transport of packaged and large-dimensions loads. They are suitable for outdoor and indoor use in stores, showrooms, production and warehouse premises, pedestrian zones, etc. The main types which are produced and are available in stock, have load capacity from 280 kg to 800 kg., with different platform sizes. The wheels are made of high quality standard solid rubber tyre.



universal
trolley

PT



Standard solid rubber tyre,
pressed steel rim



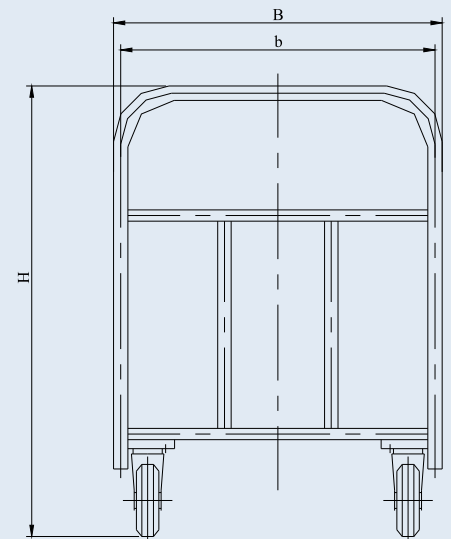
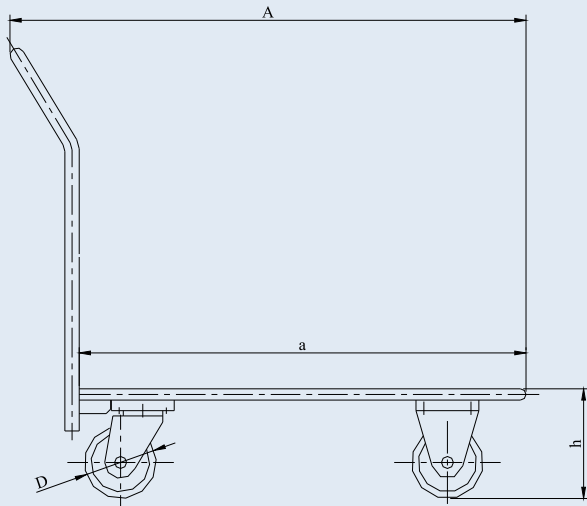
Standard solid rubber tyre,
pressed steel rim



Standard solid rubber tyre,
synthetic rim



Standard solid rubber tyre,
synthetic rim



PLATFORM TROLLEY

Type	PT-800	PT-540	PT-400	PT-280
Load capacity, kg	800	540	400	280
Platform size (a x b), mm	1200 x 800	1000 x 700	800 x 600	800 x 600
Height to the platform (h), mm	285	244	195	170
Wheel diameter (D), mm	200	160	125	100
Overall dimensions, mm				
- length (A)	1350	1149	922	922
- width (B)	832	732	625	625
- height (H)	1038	1000	900	880
Dead weight, kg	35	28	18	17

BOX TROLLEYS **BT**

The Box trolleys are universal equipment for transport of small goods, wrapping, cartons, boxes, textile, etc. They are suitable for outdoor and indoor use in stores, production and warehouse premises, tailoring companies, hospitals, etc. The meshwork areas protect the load from falling or spilling. The moveable longitudinal half-side secures convenient quick and easy access to inside area of the trolley. The main types which are produced and are available in stock are with load capacity from 280 kg to 540 kg., with different platform sizes.



BT

universal
trolley



Standard solid rubber tyre,
synthetic rim



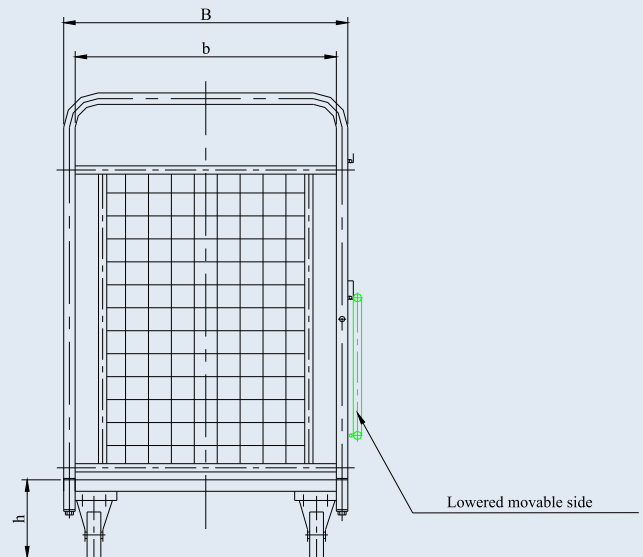
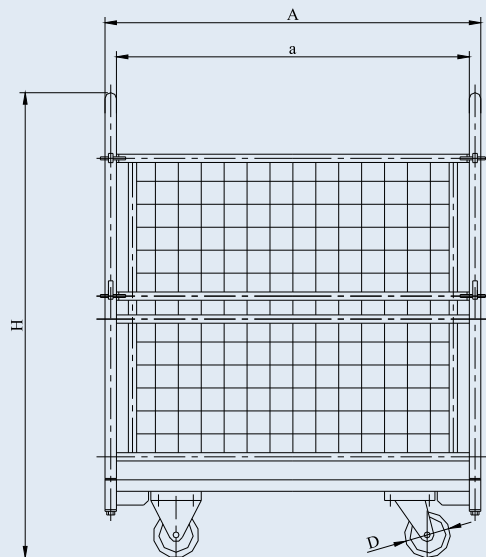
Standard solid rubber tyre,
synthetic rim



Standard solid rubber tyre,
pressed steel rim



Standard solid rubber tyre,
pressed steel rim



BOX TROLLEY

Type

Load capacity, kg

Platform size (axb), mm

Height to the platform (h), mm

Wheel diameter (D), mm

Overall dimensions, mm

- length (A)

- width (B)

- height (H)

Dead weight, kg

BT-540

540

1200x800

240

160

1227

827

1080

49

BT-540

540

1000x700

240

160

1027

727

1080

43

BT-280

280

800x600

170

100

820

620

1013

32

HAND TRUCKS HT

The Hand trucks are convenient and widespread equipment for transport of single heavy loads, cartons, crates, sacks, furniture, white goods, etc. They find application in all fields of production, shopping centers, warehouse premises, showrooms, pedestrian zones, etc. The main types are with load capacity of 100 kg, 200 kg and 300 kg. The hand truck in version for 300 kg has wheels with pneumatic tyres which provide excellent operational comfort for uneven floors and it is easy to overcome obstacles and sills.



HT-300-PL



HT-200-GB



HT-100-GL



Pneumatic tyre,
synthetic rim
PK 262/20-75R-ROT



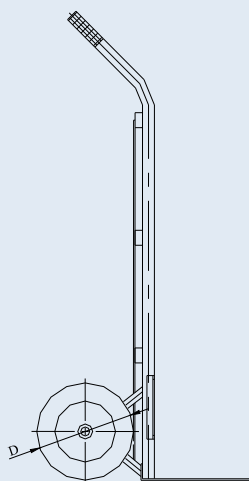
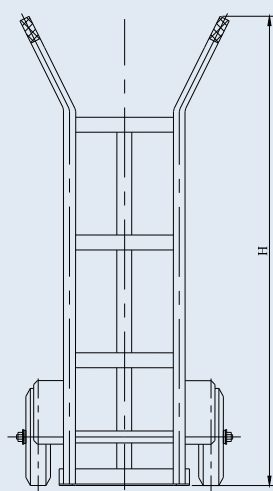
Pneumatic tyre,
pressed steel rim
P 263/20-75R



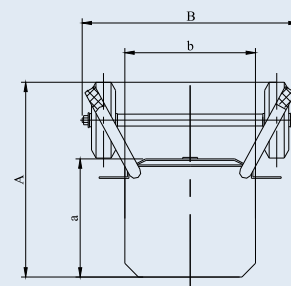
Standard solid rubber tyre,
synthetic rim
VPP 200/20R



Standard solid rubber tyre,
pressed steel rim
VE 200/20R



universal
trolley



HAND TRUCK

Type

Load capacity, kg

Platform size(axb), mm

Wheel diameter (D), mm

Overall dimensions, mm

- length (A)

- width (B)

- height (H)

Dead weight, kg

HT-300

300

350x300

260

521

580

1254

14.2

HT-200

200

350x300

200

521

570

1254

14.6

HT-100

100

327x249

200

474

528

1150

10.4

STAIR CLIMBING HAND TRUCK **HTS-150**

The Stair climbing hand truck is convenient to transport of heavy single loads, cartons, boxes, crates, sacks, furniture, white goods, etc., when it is necessary to overcome stairs and thresholds. They are suitable for outdoor and indoor use in residential, office and industrial buildings without elevator and with hard-to-reach thresholds and stairs. The hand truck could be used only form one person, when the load is secure. The three wheels set on each side seamlessly overcome the staircases. The special design of the handle allows minimal effort when pulling the trolley up the stairs and in the same time easy descent.



HTS-150-GB

universal
trolley



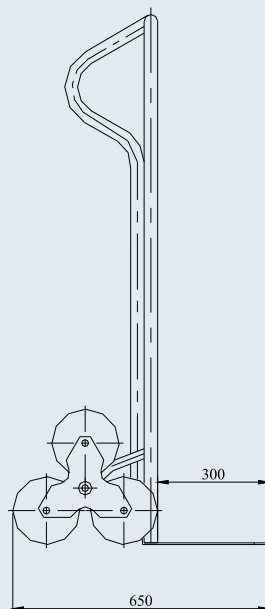
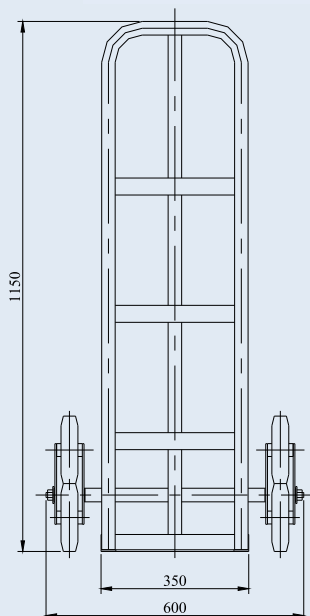
Standard solid rubber tyre,
synthetic rim

VPP 160/20R

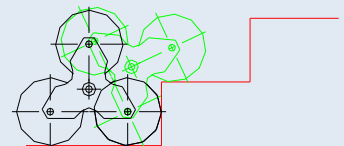


Standard solid rubber tyre,
pressed steel rim

VE 160/20R



Working process on stair



STAIR CLIMBING HAND TRUCK

Load capacity, kg
Platform size, mm
Wheel diameter, mm
Overall dimensions, mm
- length
- width
- height
Dead weight, kg

HTS-150-GB

150
300x350
160
650
600
1150
22.8

HAND TROLLEY FOR ONE GAS BOTTLE **GHTOC-150** AND FOR TWO GAS BOTTLES **GHTDC-300D**

The Hand trolleys for one gas bottle and for two gas bottles are equipment on two wheels. They are suitable for transport of standard gas bottles. The type for one gas bottle GHTOC-150 is with comfortable one handle, lightweight construction, load capacity of 150 kg and wheels made from standard black solid rubber tyre. The type for two gas bottles GHTDC-300D is with U-shaped comfortable handle, bottle separator, load capacity of 300 kg and pneumatic tyre wheels. The both of types are equipped with chain which ensure stable fixing of the gas bottles during transportation.



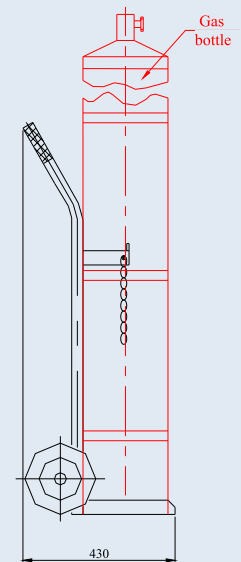
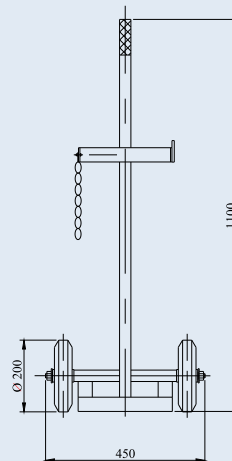
GHTOC-150-GL



Standard solid rubber tyre,
synthetic rim

VPP 200/20R

universal
trolley



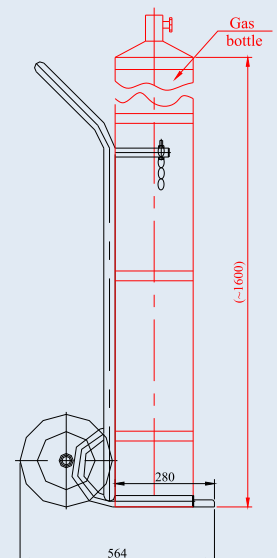
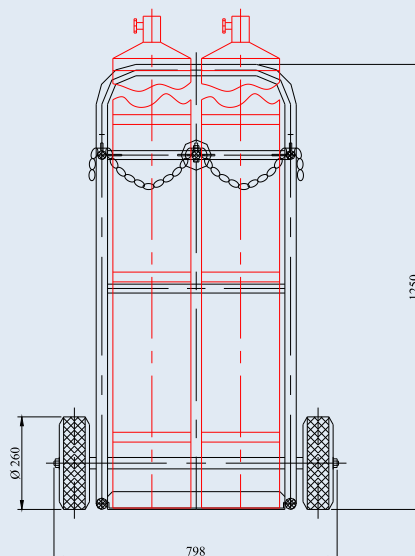
GHTDC-300D-PL



Pneumatic tyre,
synthetic rim

PK 262/20-75R-ROT

universal
trolley



TROLLEY FOR GAS BOTTLE

Type
Load capacity, kg
Platform size, mm
Wheel diameter, mm
Overall dimensions, mm
- length
- width
- height
Dead weight, kg

GHTOC-150-GL

150
266x280
200
430
450
1100
10.4

GHTDC-300D-PL

300
492x280
260
564
798
1250
15.6

HAND TROLLEY FOR TRANSPORT OF DRUMS **HTTB-300**

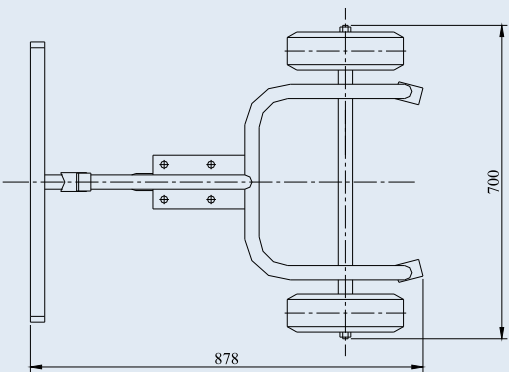
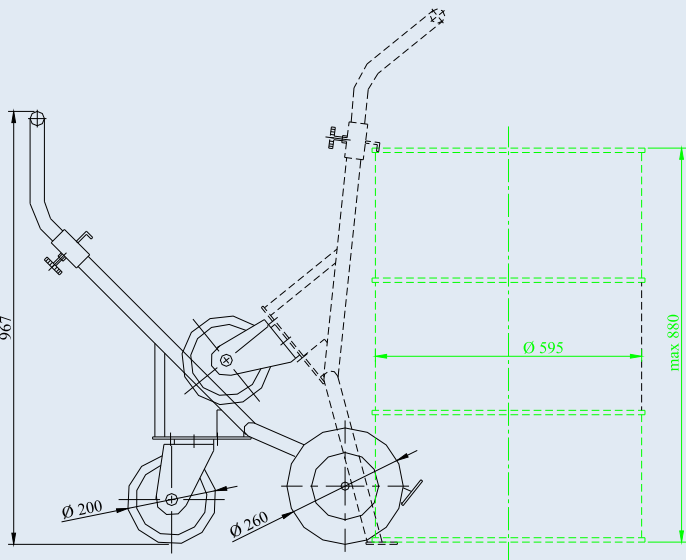
Hand trolley for transport of drums is extremely functional equipment, suitable for moving of standard steel oil drums with volume of 200/216 l. There is a device for holding the upper edge of the drum which provides secure of fixing, transporting and release of the drum. There are two pneumatic tyre wheels which helps to easy and smooth movement, and one supporting swivel castor with black standard solid rubber tyre which helps the work of drum transporting.



Standard solid rubber tyre,
synthetic rim
LE-VPP 200R



Pneumatic tyre,
synthetic rim
PK 262/20-75R-ROT



HAND TROLLEY FOR TRANSPORT OF DRUMS

Load capacity, kg
Wheels diameter, mm
Wheel diameter of the swivel castor, mm
Overall dimensions, mm
- length
- width
- height
Dead weight, kg

HTTB-300-PL-GKL

300
260
200
878
700
967
12.9

BOARD TROLLEY SGT-150

The Board trolley is extremely maneuverable equipment on two wheels with comfortable double handle. It is suitable for outdoor and indoor use for transport of particle board, wood/MDF flatness, technical plywood, drywall, etc. It is mainly used in construction, furniture production and specialized warehouses for boards and flatness. The compact overall dimensions and unit weight of only 11 kg enable easy transportation of the trolley between places.



SGT-150-GL

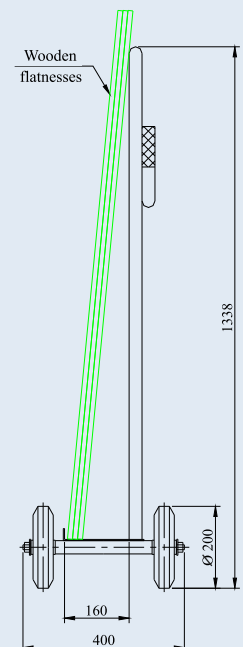
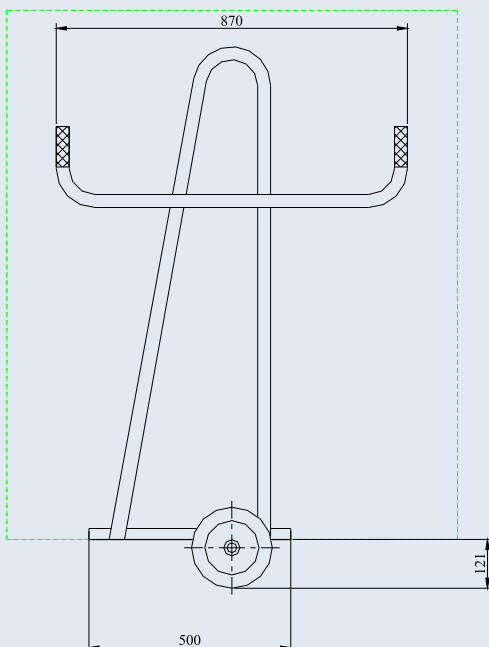
universal
trolley



Standard solid rubber tyre,
synthetic rim
VPP 200/20R



Standard solid rubber tyre,
pressed steel rim
VE 200/20R



BOARD TROLLEY

Load capacity, kg
Platform size, mm
Height to the platform, mm
Wheel diameter, mm
Overall dimensions, mm
- length
- width
- height
Dead weight, kg

SGT-150-GL

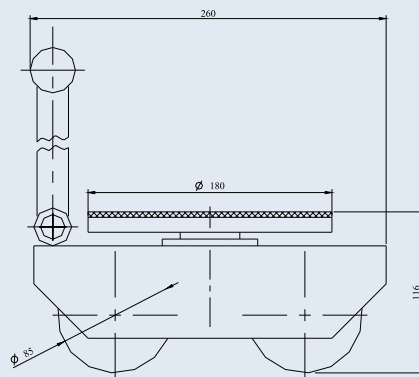
150
500x160
121
200
870
400
1338
11.1

TRANSPORT MECHANISMS **TMS** and **TMF**

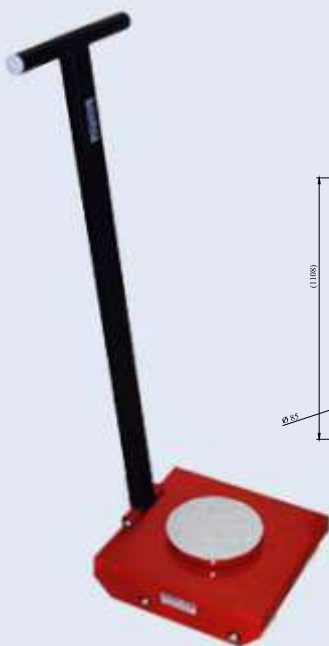
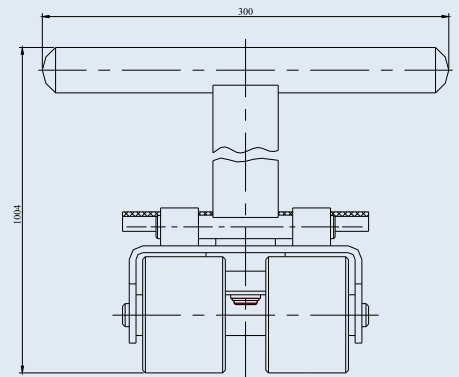
The Transport mechanisms are equipment with extremely small overall dimensions and high load capacity. They are used for transport of heavy machines and equipment in short distance. They are suitable for indoor use on even floors. There are two types – swivel TMS with convenient handle for pulling, which is put in front of the composition and fixed TMF which is placed behind. The extra rubber surface onto the mechanisms protect the equipment from slipping and scratching. In dependence of load weight it is necessary to select the set from swivel (TMS) and fixed (TMF) mechanisms with corresponding total load capacity. The rollers could be made from nylon or be with polyurethane tread.



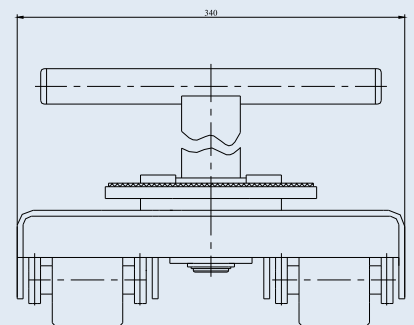
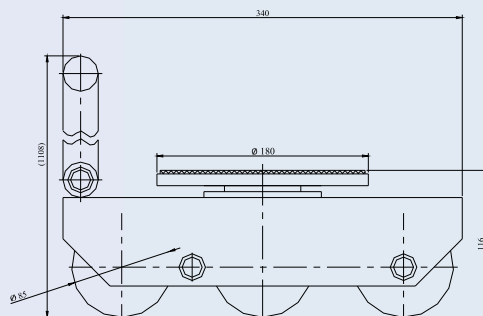
TMS-2000-4HPO



universal
equipments



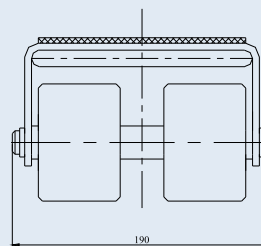
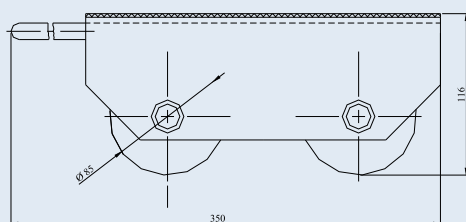
TMS-3900T-6HPO



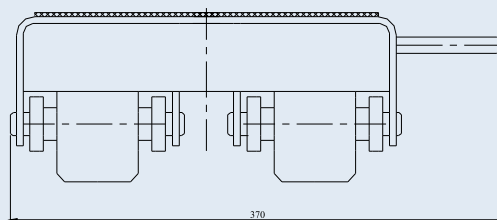
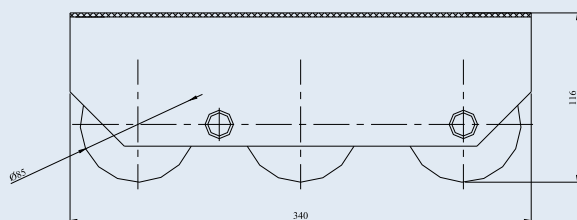
TRANSPORT MECHANISMS **TMS** and **TMF**



TMF-2000-4HPO



TMF-3900T-6HPO



Nylon roller
HPO 85x60/17-60K




Roller with polyurethane tread
HTH 85x60/17-60K

TRANSPORT MECHANISMS

Type	TMS-2000	TMF-2000	TMS-3900T	TMF-3900T
Load capacity, kg	2000	2000	3900	3900
Rollers diameter, mm	85	85	85	85
Number of rollers, pcs	4	4	6	6
Height to support surface, mm	116	116	116	116
Overall dimensions, mm				
- length (A)	260	350	340	340
- width (B)	300	190	340	370
- height (H)	1004	116	1108	116
Dead weight, kg	11	6	22	14


PLATFORMS **P-1000-1200x800-POTH** and **P-200-720x500-GKL**

The Platforms P could be produced with different dimensions and load capacity.

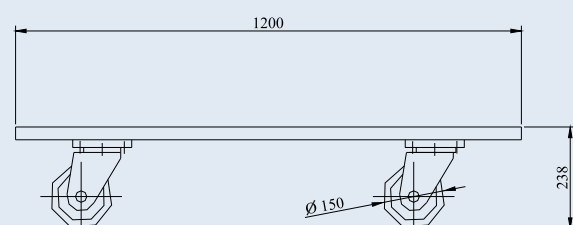
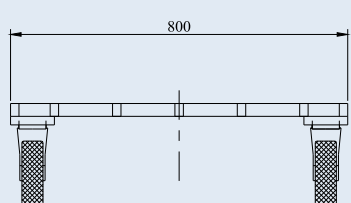



P-1000-POTH

specialized trolleys




Nylon wheel centre with polyurethane tread
L-POTH 150K







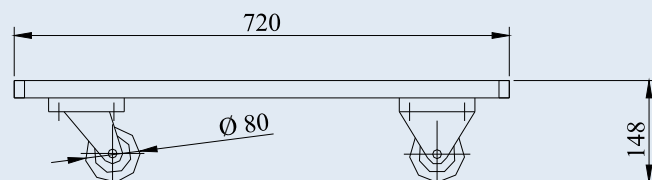
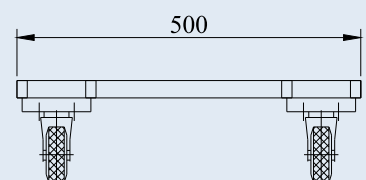
P-200-GKL



Standard solid rubber tyre, synthetic rim
LE-VPP 80R



Standard solid rubber tyre, synthetic rim
B-VPP 80R

PLATFORM

	P-1000-1200x800-POTH	P-200-720x500-GKL
Type		
Load capacity, kg	1000	280
Platform size, mm	1200x800	720x500
Height to the platform, mm	238	148
Wheel diameter, mm	150	80
Overall dimensions, mm		
- length	1200	720
- width	800	500
- height	238	148
Dead weight, kg	34.4	9.3

TRANSPORT TUBE TROLLEY **PTT-500-1000x700-GKL**

The Transport tube trolley is suitable for transporting of packaged and large-dimensioned loads, sacks, furniture, etc. A major advantage of this type according to the standard platform trolley is the lightweight construction.



PTT-500-GKL

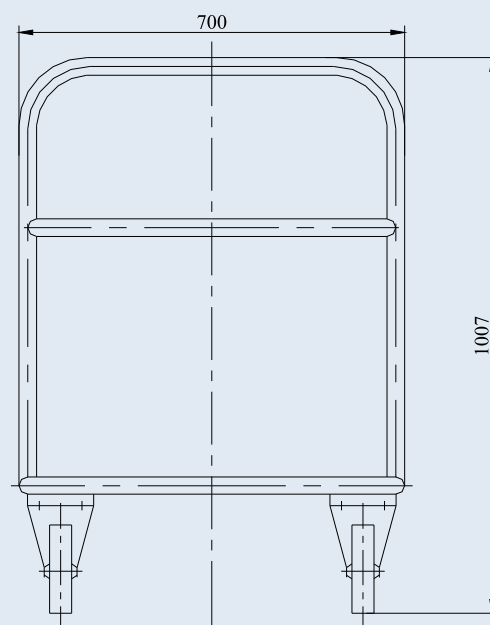
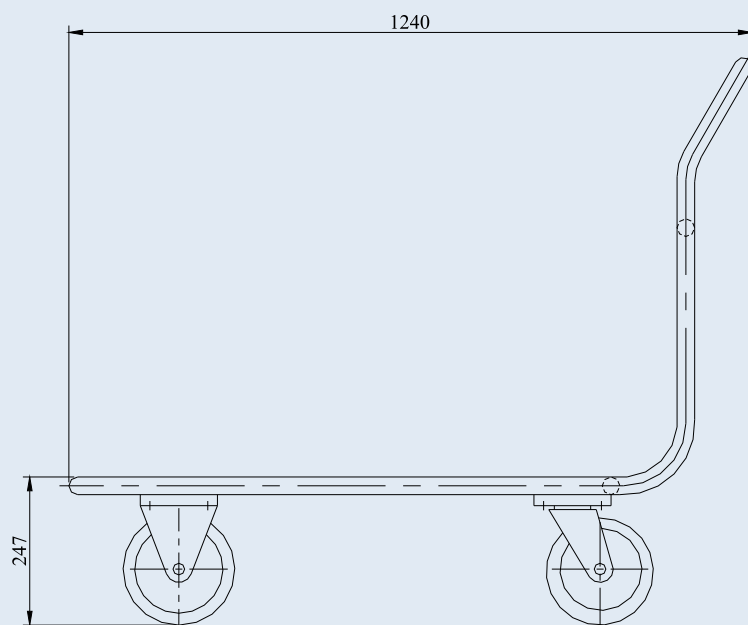
specialized
trolley



Standard solid rubber tyre,
synthetic rim
LE-VPP 160R



Standard solid rubber tyre,
synthetic rim
B-VPP 160R



TRANSPORT TUBE TROLLEY

Load capacity, kg
Platform size, mm
Height to the platform, mm
Wheel diameter, mm
Overall dimensions, mm
- length
- width
- height
Dead weight, kg

PTT-500-1000x700-GKL

500
1000x700
247
160

1240
700
1007
21.8

PLATFORM TROLLEY **PT-2000-1800x1400-ALST**

The Platform trolley has high load capacity – 2000 kg. The main function is for easy transportation of heavy loads. The wheels are made from aluminum wheel center and tread of high-quality polyurethane-elastomer Blickle Softthane® with hardness 75° Shore A.



PT-2000-ALST

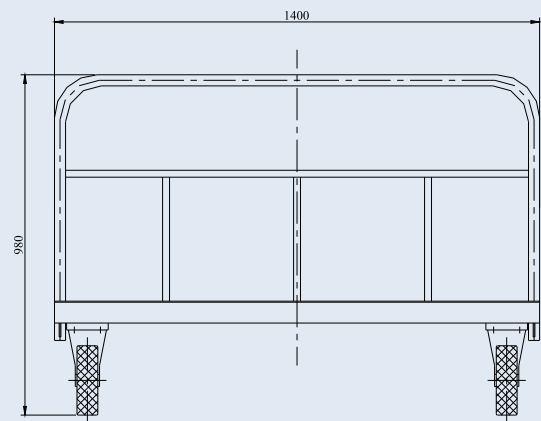
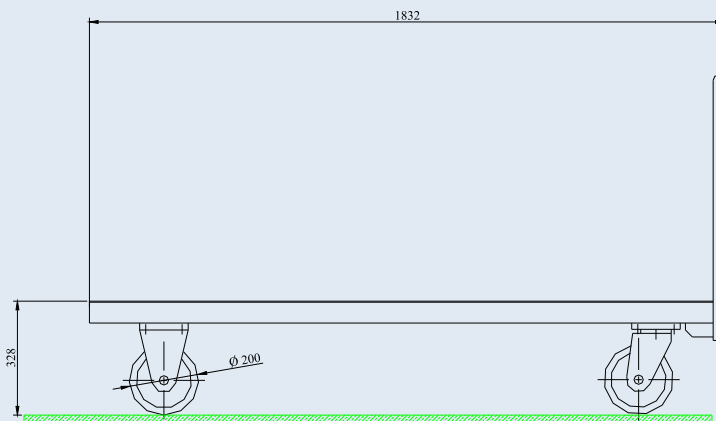
specialized
trolley



High quality soft polyurethane tread,
aluminium wheels centre
L-ALST 200K



High quality soft polyurethane tread,
aluminium wheels centre
B-ALST 200K



PLATFORM TROLLEY

Load capacity, kg
Platform size, mm
Height to the platform, mm
Wheel diameter, mm
Overall dimensions, mm
- length
- width
- height
Dead weight, kg

PT-2000-1800x1400-ALST

2000
1800x1400
328
200
1832
1400
980
148.5

ROLLER TECHNOLOGICAL TROLLEY

RTT-1000-1280x800-POTH

The Roller technological trolley is suitable for transport of palletized loads in short distance. The main use of the trolley is for end or middle station in rolling technology line. In the end of technology line the items could be easy move into the trolley and back. The trolley is equipped with a locking system which protects the load from free moving during the transportation. The castors are made of nylon wheel center with thermoplastic polyurethane tread.



RTT-1000-POTH

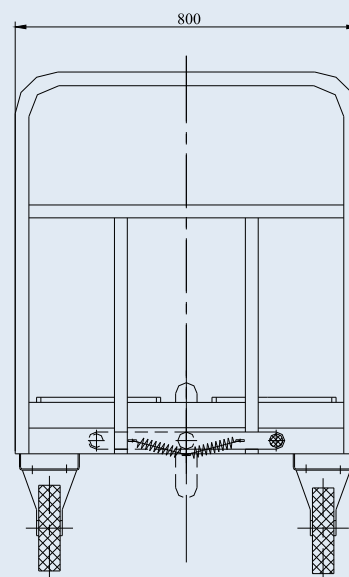
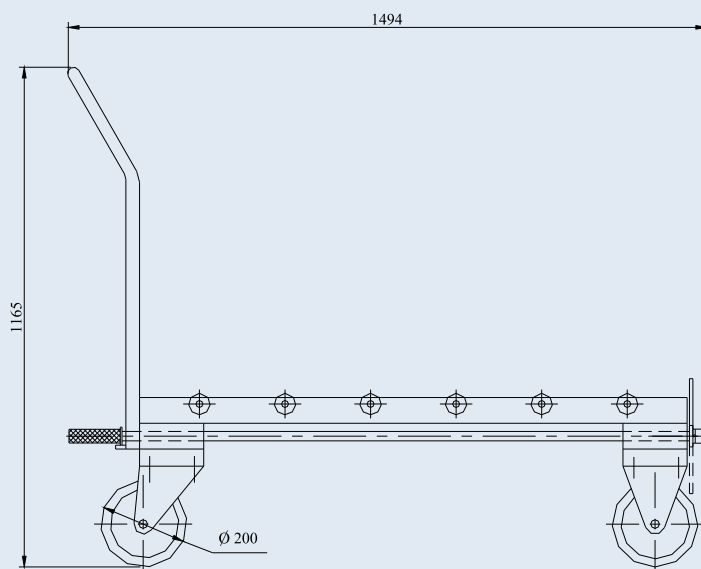
specialized
trolley



Nylon wheel centre with
polyurethane tread
LE-POTH 200R



Nylon wheel centre with
polyurethane tread
B-POTH 200R



ROLLER TECHNOLOGICAL TROLLEY

Load capacity, kg
Platform size, mm
Height to the platform, mm
Wheel diameter, mm
Overall dimensions, mm
- length
- width
- height
Dead weight, kg

RTT-1000-1280x800-POTH

1000
1280x800
405
200
1494
800
1165
72.1

PLATFORM TRANSPORT TROLLEYS

PTD-540-1000x700-GKL and PTD-540ABB-1250x800-LE

The Platform transport trolley is convenient for transporting of packaged loads, sacks, crates, boxes, etc. The advantage of this type trolley according to the standard platform trolley is existence of two handles. Moving the trolley in different directions and pulling/pushing the trolley from two and more persons is easy. All of the castors are swivels and allow extremely maneuverability in small premises.



PTD-540-GKL



PTD-540ABB-LE

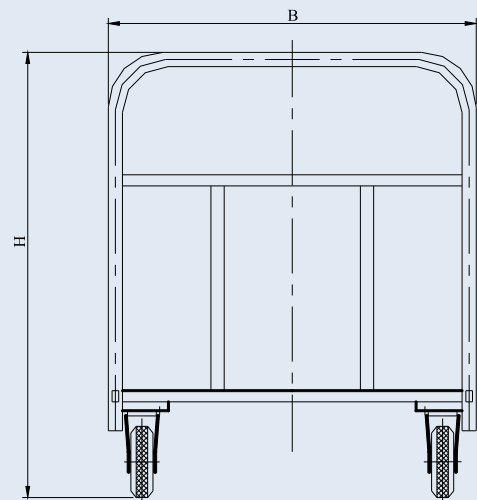
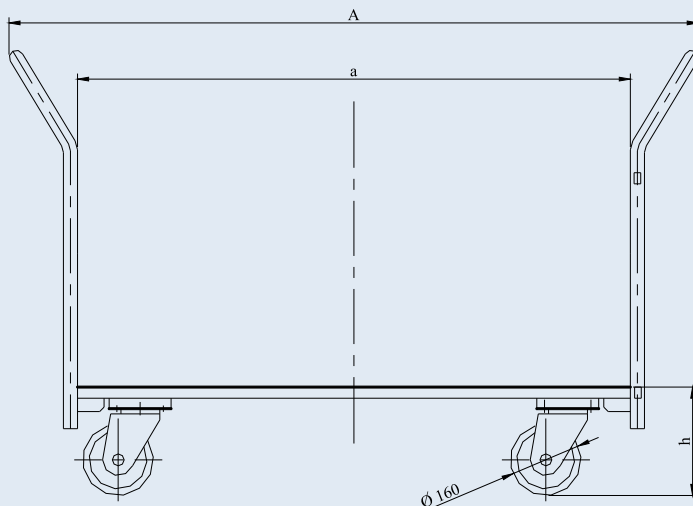
specialized
trolleys



Standard solid rubber tyre,
synthetic rim
LE-VPP 160R



Standard solid rubber tyre,
pressed steel rim
LE-VE 160R



PLATFORM TRANSPORT TROLLEY

	PTD-540-1000x700-GKL	PTD-540ABB-1250x800-LE
Type		
Load capacity, kg	540	500
Platform size (axb), mm	1000x700	1250x800
Height to the platform (h), mm	240	244
Wheel diameter (D), mm	160	160
Overall dimensions, mm		
- length (A)	1289	1559
- width (B)	732	832
- height (H)	1000	1000
Dead weight, kg	32	39.5

PLATFORM TROLLEY FOR FLATNESS

PTF-800-1500x800-GKB

The Platform trolley for flatness is suitable for transport of long materials, particle boards, wood/MDF flatness, technical plywood, drywall, laths, textiles, etc. It is mainly used in building, furniture production and specialized warehouses for boards and flatness. The trolley is with two fences through the long sides which protect the load, allow easy moving and pulling/pushing the trolley in the same time from two and more persons.

specialized
trolley



PTF-800-GKB



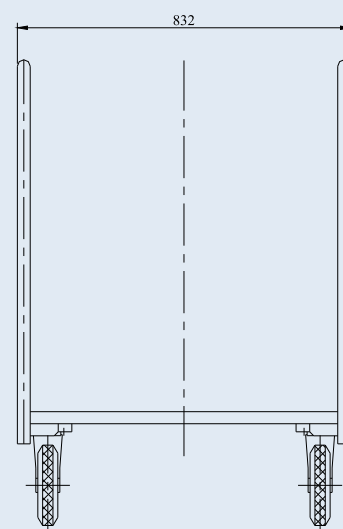
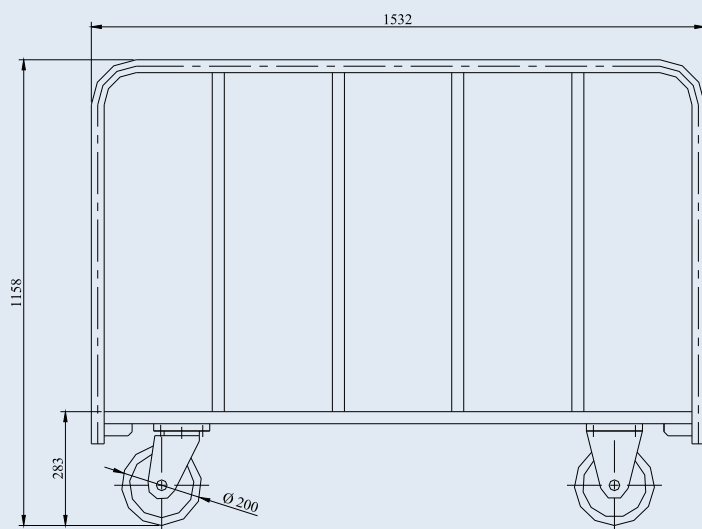
Standard solid rubber tyre,
pressed steel rim

LE-VE 200R



Standard solid rubber tyre,
pressed steel rim

B-VE 200R



PLATFORM TROLLEY FOR FLATNESS

Load capacity, kg
Platform size, mm
Height to the platform, mm
Wheel diameter, mm
Overall dimensions, mm
- length
- width
- height
Dead weight, kg

PTF-800-1500x800-GKB

800
1470x768
283
200
1532
832
1158
48.8

TROLLEY FOR FLATNESS PTF-800D-1200x800-GKB-FI

The trolley for flatness is suitable for transport of long materials, particle boards, wood/MDF flatness, technical plywood, drywall, laths, etc. This type has four parallel load bars which provide sorting of the load. The two outer baffles are fixed, and the two inner baffles can be moved in five possible positions, depending on the load. The baffles are comfortable when pulling/pushing the trolley from two and more persons in the same time. The bottom side is made of plywood. All of the castors are swivels with brakes for additional security on sloping areas.



PTF-800D-GKB-FI

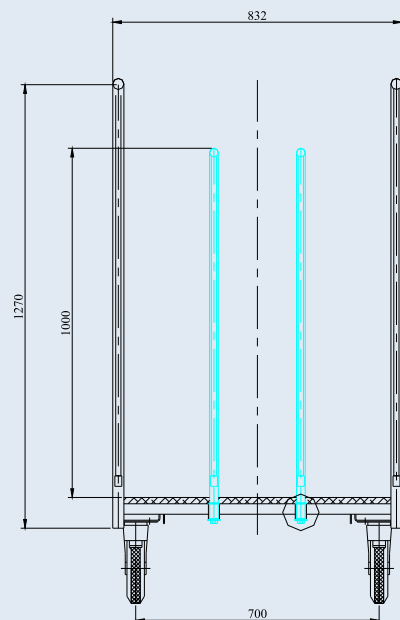
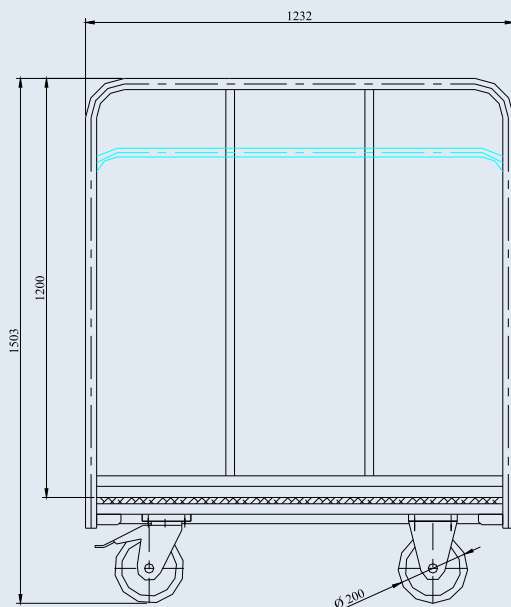
specialized
trolley



Standard solid rubber tyre,
pressed steel rim
LE-VE 200R-FI



Standard solid rubber tyre,
pressed steel rim
B-VE 200R



TROLLEY FOR FLATNESS

Load capacity, kg
Platform size, mm
Height to the platform, mm
Wheel diameter, mm
Overall dimensions, mm
- length
- width
- height
Dead weight, kg

PTF-800D-1200x800-GKB-FI

800
1200x800
303
200
1232
832
1503
66.5

TRANSPORT TROLLEY FOR AUTOMOTIVE GLASSES

TTAG-300-1000x700-GKL

The Transport trolley for automotive glasses is equipment which is produced according to specific request of customer for transport and storage of car glasses. There are six parallel baffles which protect the car glasses and helps to separate it. The two outer baffles are fixed, and the four inner baffles can be demontage according to request of the working process. There are extra softening elements on the bottom of the trolley and around the baffles to protect the glasses from injury and breaks.



TTAG-300-GKL

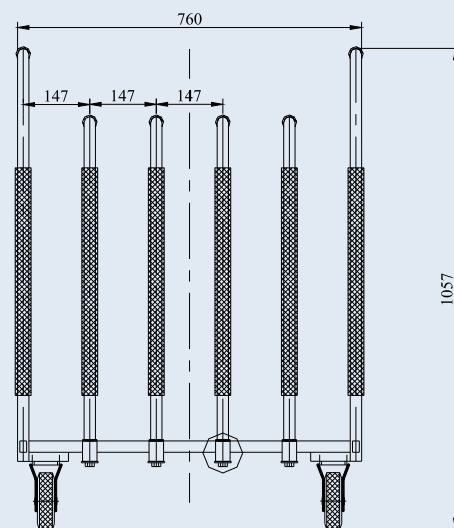
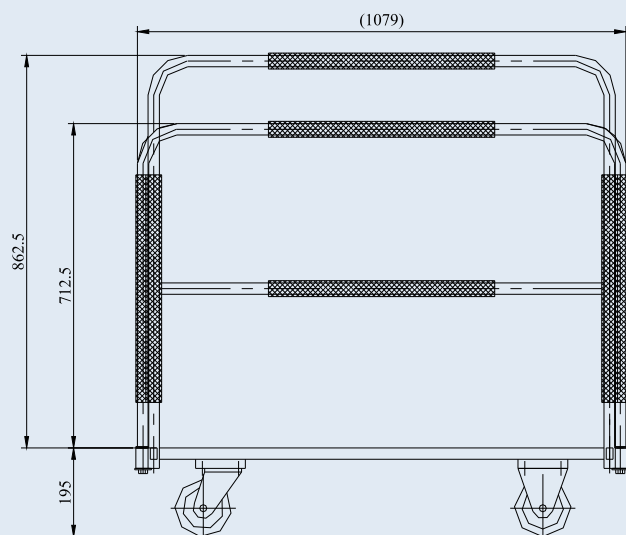
specialized
trolley



Standard solid rubber tyre,
synthetic rim
LE-VPP 125R



Standard solid rubber tyre,
synthetic rim
B-VPP 125R



TRANSPORT TROLLEY FOR AUTOMOTIVE GLASSES

Load capacity, kg
Platform size, mm
Height to the platform, mm
Wheel diameter, mm
Overall dimensions, mm
- length
- width
- height
Dead weight, kg

TTAG-300-1000x700-GKL

300
1000x700
195
125
1079
760
1057
36.5

TRANSPORT TABLE TROLLEY **TTC-250-1000x650x750-VPA**

The Transport table trolley has lightweight construction with compact handle and particle top board. It is suitable for mobile work table. The free space to the board allows work from several persons together. All of the castors are swivels and provide great maneuverability. There are brakes for secure the trolley. The wheels are with non-marking gray rubber tread.



TTC-250-VPA

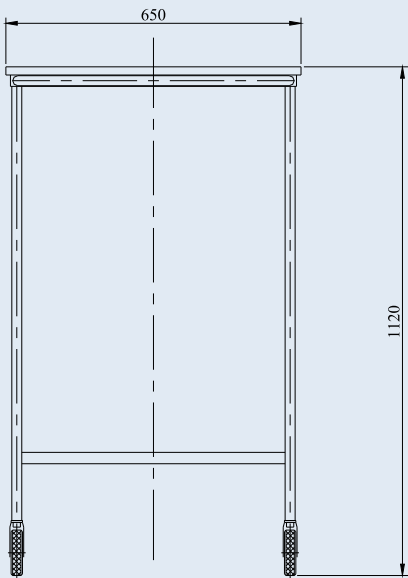
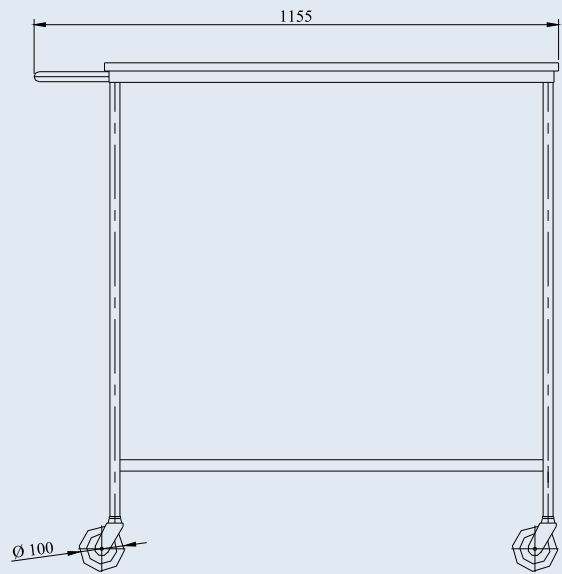
specialized
trolley



Grey non-marking rubber tyre
LRA-VPA 100K-FI



Grey non-marking rubber tyre
LRA-VPA 100K



TRANSPORT TABLE TROLLEY

Load capacity, kg
Table size, mm
Height to the table, mm
Wheel diameter, mm
Overall dimensions, mm
- length
- width
- height
Dead weight, kg

TTC-250-1000x650x750-VPA

250
1000x650
1120
100
1155
650
1120
22

TRANSPORT TABLE TROLLEY **TTC-150-1000x700x800-GKB**

The Transport table trolley is equipment with compact handle and two levels made of particle boards. It is suitable for use like mobile work table. The free space to the board allows work from several persons together. The castors are with top plate fitting. The wheels are with steel rim and black standard solid rubber tyre.



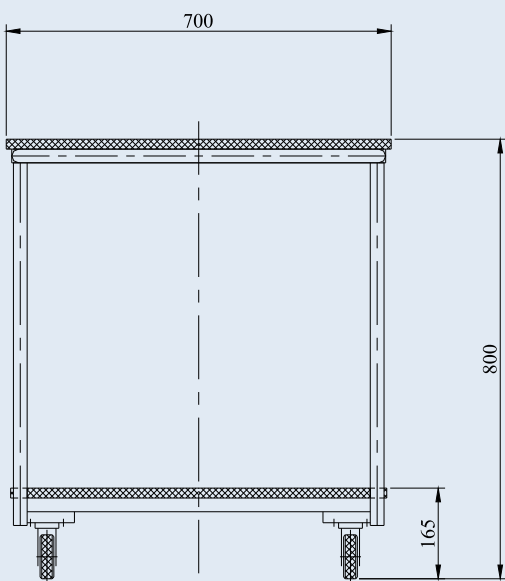
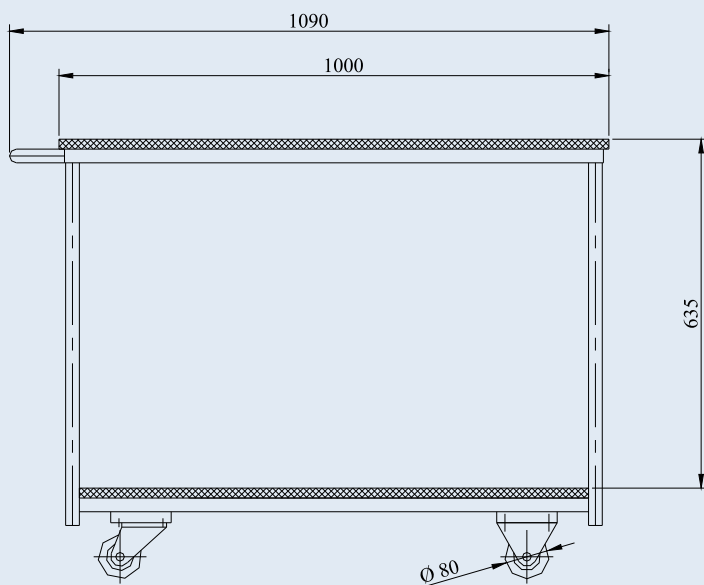
specialized
trolley



Standard solid rubber tyre,
pressed steel rim
LE-VE 80R



Standard solid rubber tyre,
pressed steel rim
B-VE 80R



TRANSPORT TABLE TROLLEY

Total load capacity, kg

Top table size, mm

Bottom table size, mm

Distance between top and bottom table, mm

Height to the bottom table, mm

Height to the top table, mm

Load capacity per table, kg

Wheel diameter, mm

Overall dimensions, mm

- length

- width

- height

Dead weight, kg

TTC-150-1000x700x800-GKB

150

1000x700

920x684

635

165

800

75

80

1090

700

800

32

THREE-SHELF WORKING TABLE TTTC-300W-1000x750-TPA

The Three-shelf working table is equipment with three levels made of particle boards. The working table could be use from several persons together. The table is characterized with: compact overall dimensions, three levels, no handle and four swivel twin wheel castors with small diameter. This type is designed for work in small premises where is need good maneuverability and easy access for sorting and storage of many items at the same time. All of the castors are with brakes.

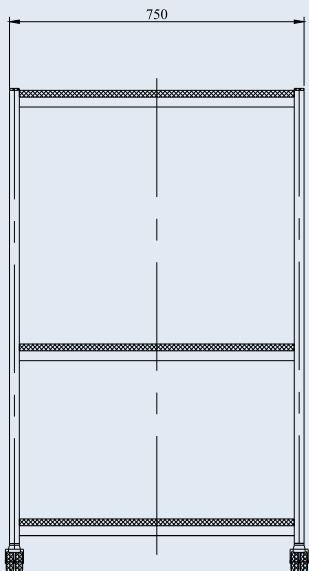
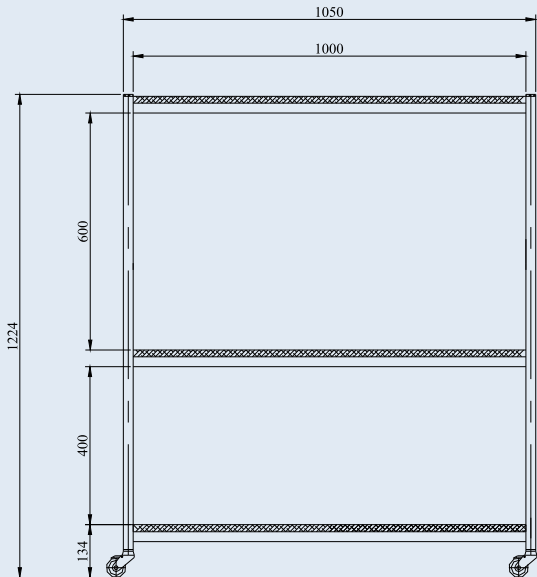


TTTC-300W-TPA

specialized
trolley



Grey non-marking rubber tyre,
twin wheel castor
LMDA-TPA 50K-FI-FK



THREE-SHELF WORKING TABLE

Total load capacity, kg
Shelf size, mm
Distance between shelves, mm
Height to the bottom shelf, mm
Load capacity per shelf, kg
Wheel diameter, mm
Overall dimensions, mm
- length
- width
- height
Dead weight, kg

TTTC-300W-1000x750-TPA

300
1000x700
400, 600
134
100
50
1050
750
1224
46.8

TABLE WORKING TROLLEY **TWT-210E-600x450-VPA-FI**

The Table working trolley is equipment with three levels made of particle boards. The top level has three small particle boards around. The meshwork areas from three sides protect the load from falling or spilling. The equipment is suitable for use like mobile working place where to put on delicate and small-sized items. The compact dimensions allow work in small premises. The swivel castors ensure maneuverability and two of them have brakes.



TWT-210E-VPA-FI

specialized
trolley



Grey non-marking rubber tyre,
thread guard
LRA-VPA 100K-FI-FA



Grey non-marking rubber tyre,
thread guard
LRA-VPA 100K-FA

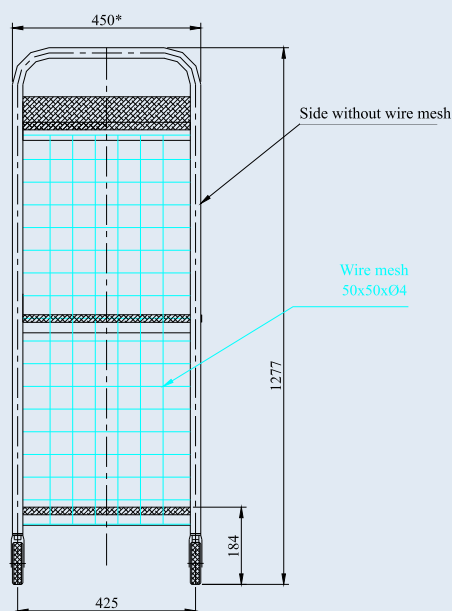
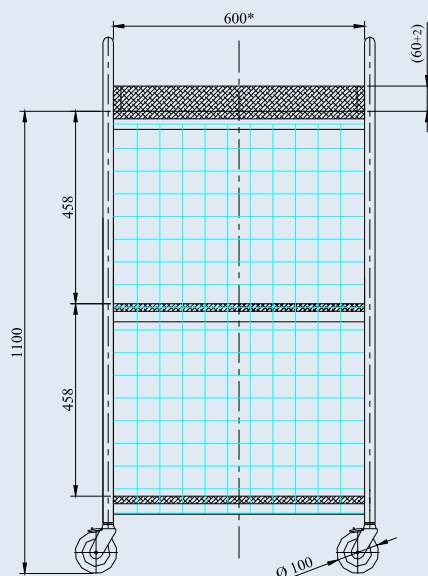


TABLE WORKING TROLLEY

Total load capacity, kg
Shelf size, mm
Distance between shelves, mm
Height to the bottom shelf, mm
Height to the top shelf, mm
Load capacity per shelf, kg
Wheel diameter, mm
Overall dimensions, mm
- length
- width
- height
Dead weight, kg

TWT-210E-600x450-VPA-FI

210
600x400
458
184
1100
70
100

650
450
1277
31.5

TABLE WORKING TROLLEY **TWT-300ABB-800x600-LE**

The Table working trolley is equipment with two levels made of particle boards. The top level has three small particle boards around. The equipment is suitable for use like mobile working place in big logistic centers, production and warehouse premises. The free space to the board allows work from several persons together. All of the castors are swivels and ensure maneuverability in small areas.



specialized
trolley



Standard solid rubber tyre,
pressed steel rim
LE-VE 125R

TWT-300ABB-LE

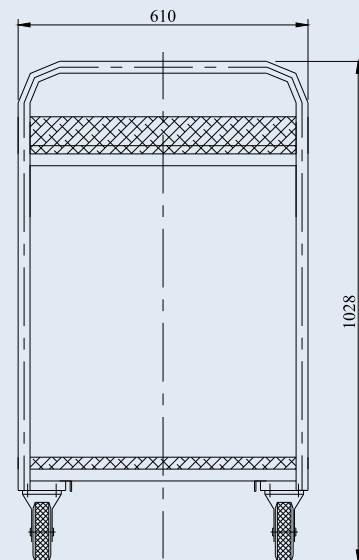
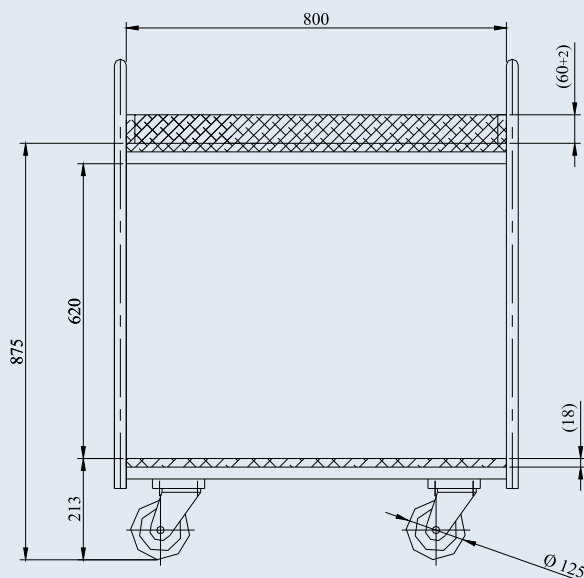


TABLE WORKING TROLLEY

Total load capacity, kg
Shelf size, mm
Distance between shelves, mm
Height to the bottom shelf, mm
Height to the top shelf, mm
Load capacity per shelf, kg
Wheel diameter, mm
Overall dimensions, mm
- length
- width
- height
Dead weight, kg

TWT-300ABB-800x600-LE

300
800x600
662
213
875
150
125

850
610
1028
32.8

TABLE WORKING TROLLEY **TWT-300-1000x600-GKB**

The Table working trolley is equipment with two levels made of particle boards. There is a stand intended for monitor of computer on the top level. The computer box could be placed on the bottom level. The operator always has ready for work mobile place which could move where is necessary. The equipment is suitable for use in big production and warehouse premises.



TWT-300-GKB

specialized
trolley



Standard solid rubber tyre,
pressed steel rim
LE-VE 125R



Standard solid rubber tyre,
pressed steel rim
B-VE 125R

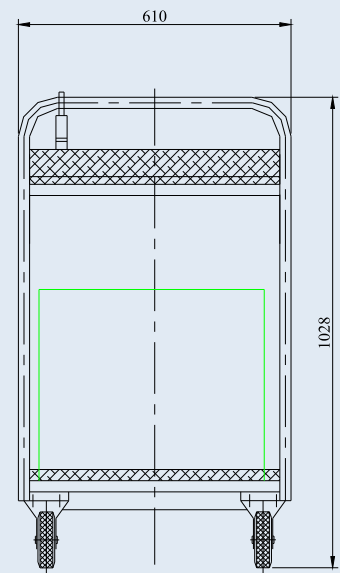
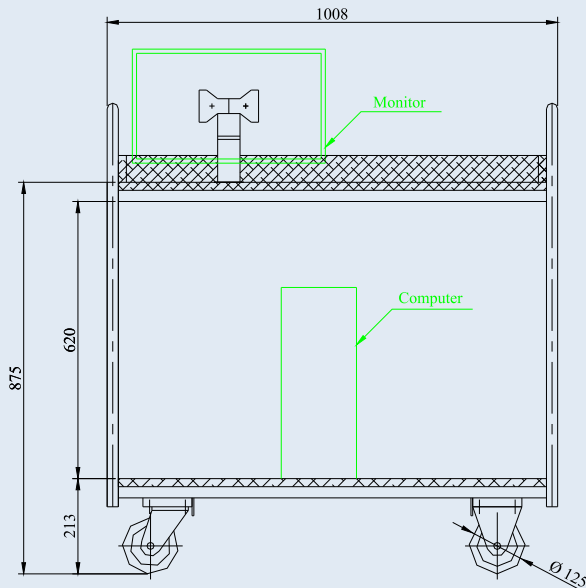


TABLE WORKING TROLLEY

Total load capacity, kg
Shelf size, mm
Distance between shelves, mm
Height to the bottom shelf, mm
Height to the top shelf, mm
Load capacity per shelf, kg
Wheel diameter, mm
Overall dimensions, mm
- length
- width
- height
Dead weight, kg

TWT-300-1000x600-GKB

300
958x560
620
213
875
150
125

1008
610
1028
26.7

TABLE WORKING TROLLEY **TWT-300-1000x500-PATH-FI**

The Table working trolley is equipment with two levels made of particle boards. The top level has three small particle boards around. The meshwork areas from three sides protect the load from falling or spilling. The equipment is suitable for use like mobile working place where to put on delicate and small-sized items. All of the castors are swivels, two of them with brakes. The wheels are made from nylon wheel center and high-quality thermoplastic polyurethane tread.



TWT-300-PATH-FI

specialized
trolley



Nylon wheel centre with
polyurethane tread, thread guard

LE-PATH 125K-FK-FI



Nylon wheel centre with
polyurethane tread, thread guard

LE-PATH 125K-FK

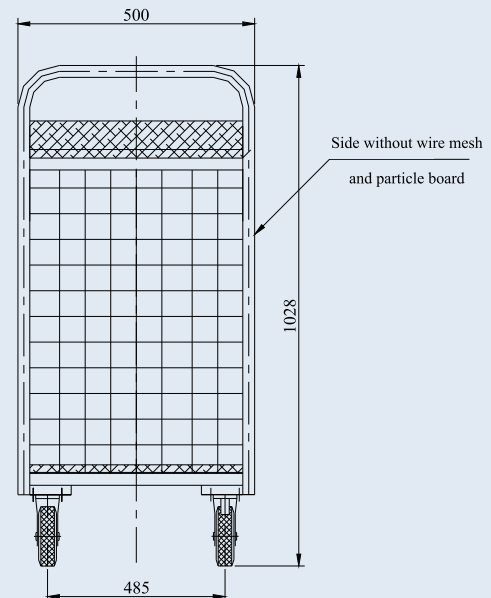
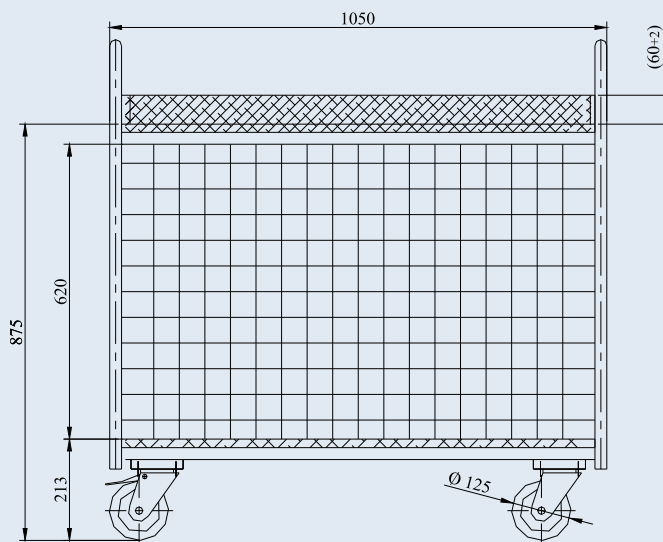


TABLE WORKING TROLLEY

Total load capacity, kg
Shelf size, mm
Distance between shelves, mm
Height to the bottom shelf, mm
Height to the top shelf, mm
Load capacity per shelf, kg
Wheel diameter, mm
Overall dimensions, mm
- length
- width
- height
Dead weight, kg

TWT-300-1000x500-PATH-FI

300
960x470
650
213
875
150
125

1050
500
1028
27.3

TABLE WORKING TROLLEY TWT-300DHL-1000x400-GKB

The Table working trolley is equipment with two levels from particle boards. The top level has three particle boards around. The meshwork areas from three sides protect the load from falling or spilling. There is metal cashbox with a lock bellow the top level. The equipment is use for mobile working place, for storage of delicate and small-sized items, documents and private objects. It is suitable for use in big warehouses and logistic centers.



TWT-300DHL-GKB

specialized
trolley



Standard solid rubber tyre,
pressed steel rim
LE-VE 125R-F1



Standard solid rubber tyre,
pressed steel rim
LE-VE 125R



Standard solid rubber tyre,
pressed steel rim
B-VE 125R

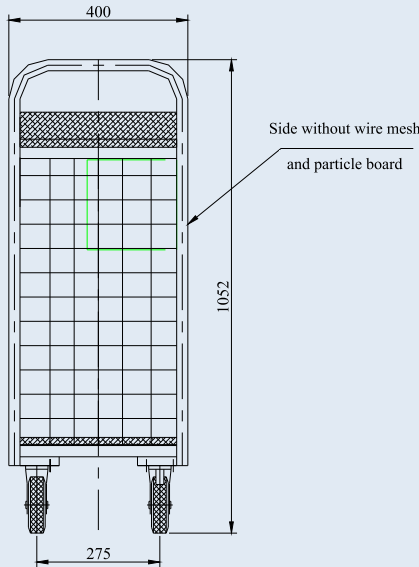
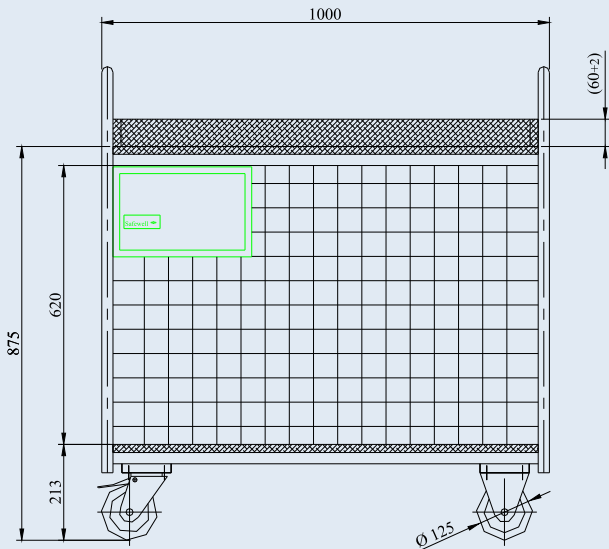


TABLE WORKING TROLLEY

Total load capacity, kg

Shelf size, mm

Distance between shelves, mm

Height to the bottom shelf, mm

Height to the top shelf, mm

Load capacity per shelf, kg

Wheel diameter, mm

Overall dimensions, mm

- length

- width

- height

Dead weight, kg

TWT-300DHL-1000x400-GKB

300

914x400

660

213

875

150

125

1000

400

1052

41.2

TWO-FRAME TROLLEY **PTDF-150-1200x800-VPA**

The Two-frame trolley is equipment on two levels designed for transport of crates. All of the castors are swivels and ensure maneuverability and easy working process in small areas. The wheels are made from non-marking grey rubber tread and are suitable for indoor use on delicate floor.

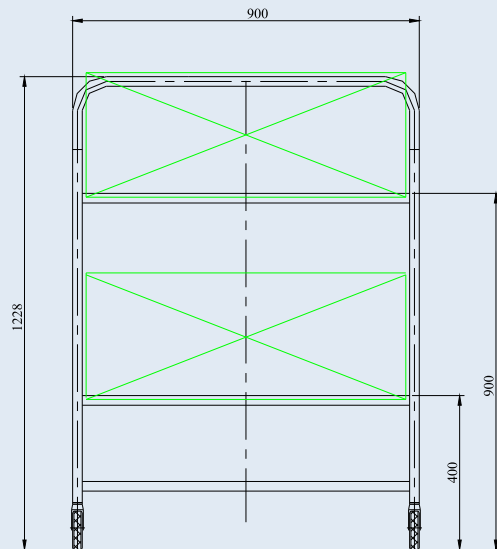
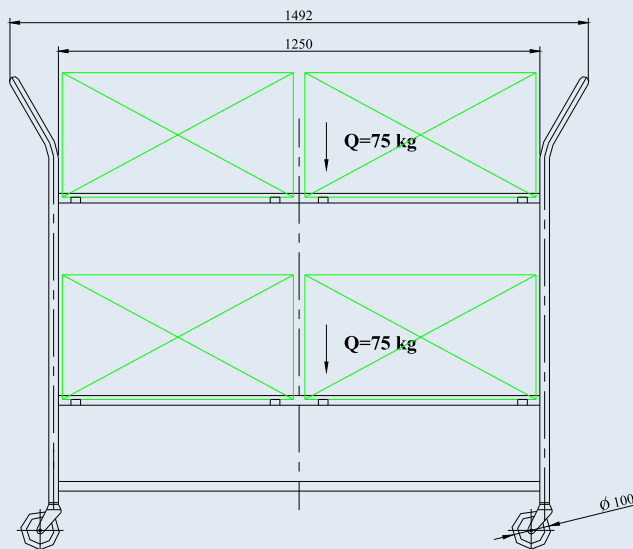


specialized
trolley



Grey non-marking rubber tyre,
thread guard

LRA-VPA 100K-FA



TWO-FRAME TROLLEY

Total load capacity, kg
Frame size, mm
Height to the bottom frame, mm
Height to the top frame, mm
Load capacity per frame, kg
Wheel diameter, mm
Overall dimensions, mm
- length
- width
- height
Dead weight, kg

PTDF-150-1200x800-VPA

150
1250x850
400
900
75
100
1492
900
1228
23.6

TWO-SHELF TROLLEY PTDS-181LC-700X500-VPA

The Two-shelf trolley is constructed for transport and storage of containers with technical fluids. Each of the shelves is designed as tray with board and protect the production areas from pollution with used liquids in production processes. The trolley is suitable for service and production premises. All of the castors are with non-marking gray rubber tread and have thread guard.

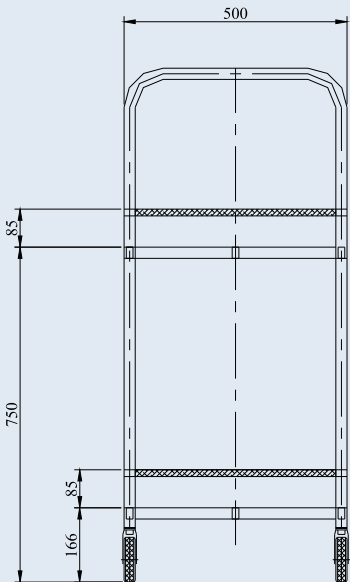
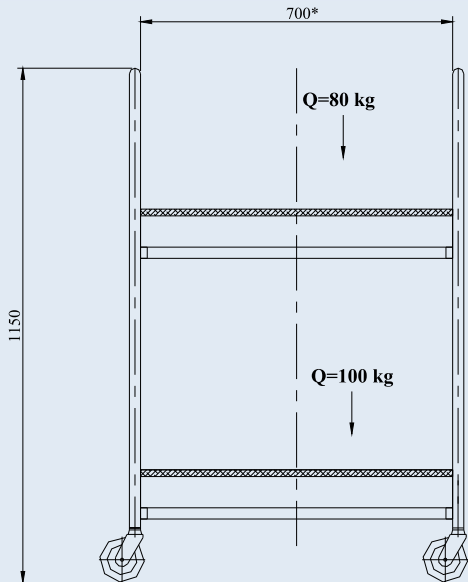


PTDS-181LC-VPA

specialized
trolley



Grey non-marking rubber tyre,
thread guard
LRA-VPA 100K-FA



TWO-SHELF TROLLEY

- Total load capacity, kg
- Shelf size, mm
- Height to the platform, mm
- Height to the top shelf, mm
- Load capacity of top shelf, kg
- Load capacity of bottom shelf, kg
- Wheel diameter, mm
- Overall dimensions, mm
 - length
 - width
 - height
- Dead weight, kg

PTDS-181LC-700x500-VPA

- 180
- 700x500
- 166
- 750
- 80
- 100
- 100
- 700
- 500
- 1150
- 23.5

COMBINED-BASKET TROLLEY **CCPT-150-850x500-VPA**

The Combined-basket trolley is equipment which combines two different levels - bottom shelf and top basket. This type is alternative of two other types – Two-basket trolley and Two-shelf trolley. It is suitable for transport of different items – cartons, boxes, folders, packages, small-sized items, etc. in administrative, production and storage facilities. The compact dimensions, two handles and combine of shelf and basket make the trolley convenient to move of details between production lines, preparing and sorting of items in warehouses. All of the castors are swivels, with non-marking gray rubber tread and ensure maneuverability.

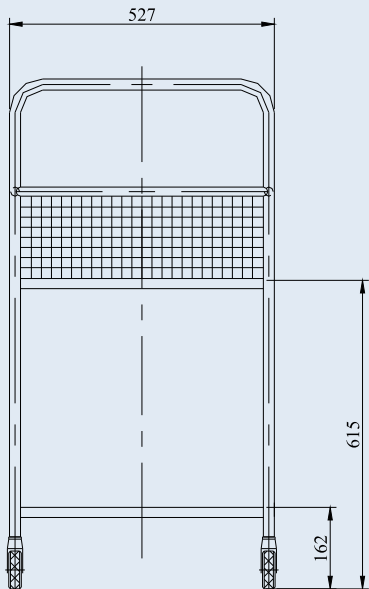
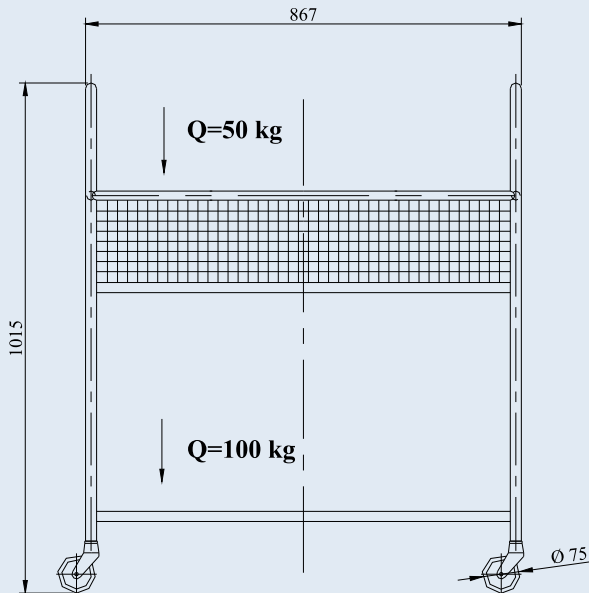


CCPT-150-VPA

specialized
trolley



Grey non-marking rubber tyre,
thread guard
LRA-VPA 75K-FA



COMBINED-BASKET TROLLEY

Total load capacity, kg
Load capacity of bottom platform, kg
Load capacity of top platform, kg
Platform size, mm
Height to the bottom platform, mm
Height to the top platform, mm
Wheel diameter, mm
Overall dimensions, mm
- length
- width
- height
Dead weight, kg

CCPT-150-850x500-VPA

150
100
50
867x527
162
615
75
867
527
1015
23

TWO-BASKET TROLLEY TCT-150-700x450-VPA

The Two-basket trolley is suitable equipment for transport of all kinds of loads - cartons, boxes, folders, packages, small-sized items, etc. in administrative, production and storage facilities. The compact dimensions, two handles and two baskets make the trolley convenient to move of details between production lines, preparing and sorting of items in warehouses. All of the castors are swivels, with non-marking gray rubber tread and ensure maneuverability.

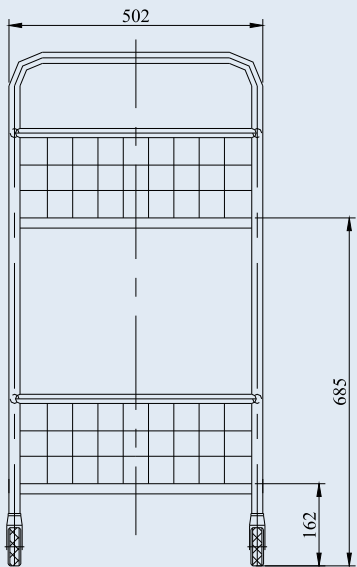
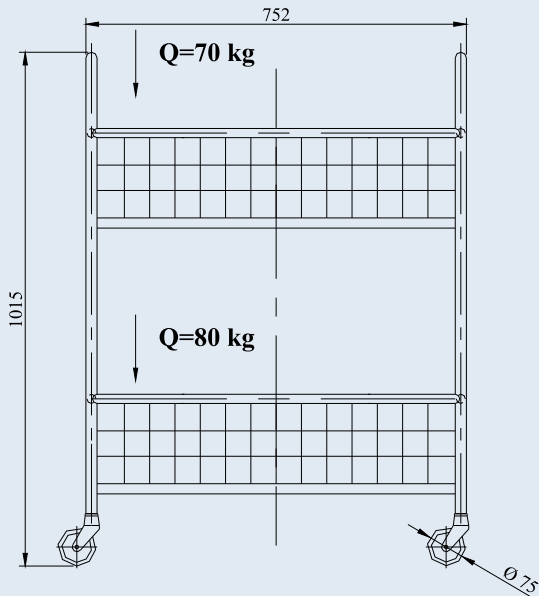


TCT-150-VPA

specialized
trolley



Grey non-marking rubber tyre,
thread guard
LRA-VPA 75K-FA



TWO-BASKET TROLLEY

Total load capacity, kg
Load capacity of bottom platform, kg
Load capacity of top platform, kg
Platform size, mm
Height to the bottom platform, mm
Height to the top platform, mm
Wheel diameter, mm
Overall dimensions, mm
- length
- width
- height
Dead weight, kg

TCT-150-700x450-VPA

150
80
70
700x450
162
685
75
752
502
1015
22

TWO-SHELF TROLLEY SFT-100-950x470-VPA

The Two-shelf trolley type SFT is equipment designed according to specific requirement of customer. This type is characterized with top shelf which is secure from three sides and curved handle which allows putting the trolley under the shelves. The size of shelf is projected to could put the exact number of boxes with certain dimensions. All of the castors are swivels, with non-marking gray rubber tread and ensure maneuverability in tiny corridors.



SFT-100-VPA

specialized
trolley

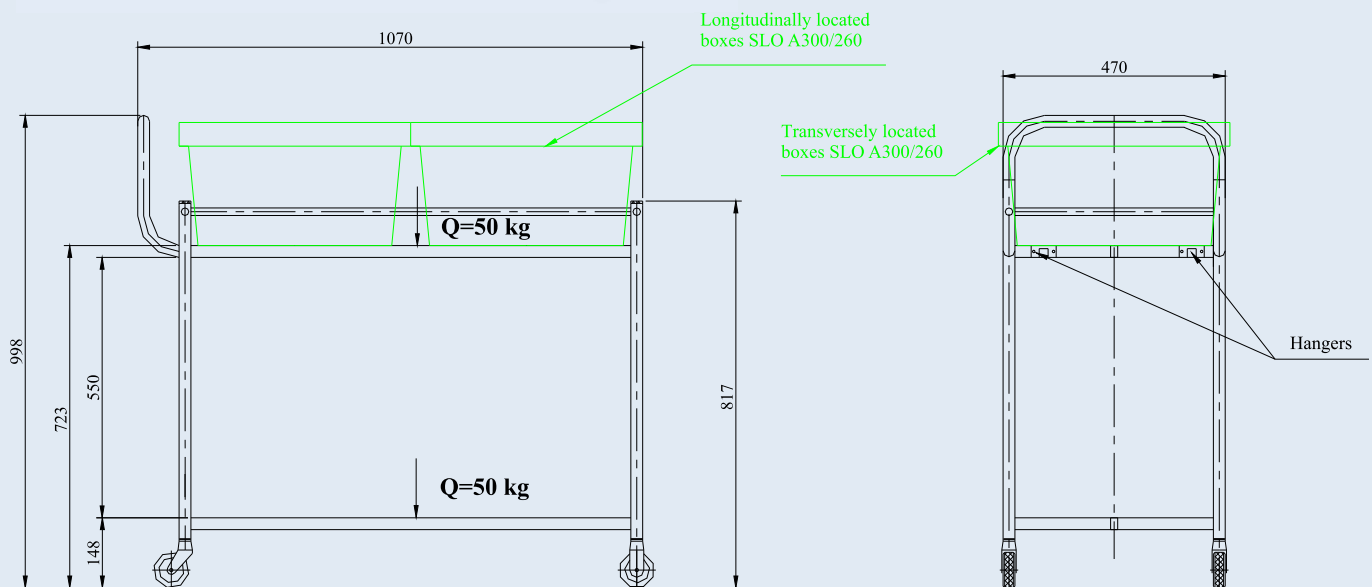


Grey non-marking rubber tyre,
thread guard

LRA-VPA 75K-FI-FA

LRA-VPA 75K-FA

BRA-VPA 75K-FA



TWO-SHELF TROLLEY

Total load capacity, kg

Shelf size, mm

Distance between shelves, mm

Height to the bottom shelf, mm

Height to the top shelf, mm

Load capacity per shelf, kg

Wheel diameter, mm

Overall dimensions, mm

- length

- width

- height

Dead weight, kg

SFT-100-950x470-VPA

100

950x470

550

148

723

50

75

1070

470

998

18.3

TWO-SHELF TROLLEY PTDS-150-900x700-GKB

The equipment is designed with specific curve handle according to requirement of customer to could put under the working and sorting tables, to save a space when it is no need. The top shelf is secure from three sides. The trolley is suitable to transport of package items - cartons, boxes, etc. in production and storage facilities. The main use is for prepare and sort of goods in warehouses. The wheels are made of standard solid rubber tyre and steel rim.



PTDS-150-GKB

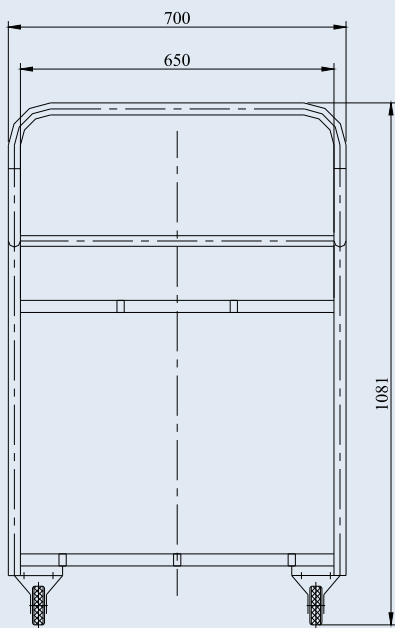
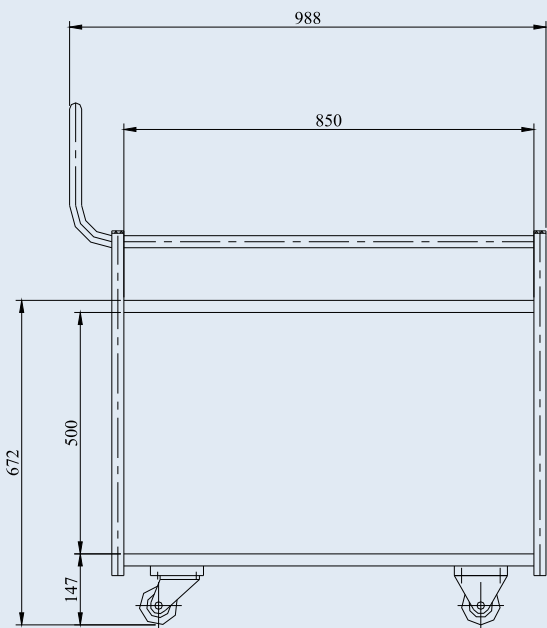
specialized
trolley



Standard solid rubber tyre,
pressed steel rim
LE-VE 80R



Standard solid rubber tyre,
pressed steel rim
B-VE 80R



TWO-SHELF TROLLEY

- Total load capacity, kg
- Shelf size, mm
- Distance between shelves, mm
- Height to the bottom shelf, mm
- Height to the top shelf, mm
- Load capacity per shelf, kg
- Wheel diameter, mm
- Overall dimensions, mm
 - length
 - width
 - height
- Dead weight, kg

PTDS-150-900x700-GKB

- 150
- 850x650
- 500
- 147
- 672
- 75
- 80
- 988
- 700
- 1081
- 27.4

TWO-SHELF TROLLEYS

PTDS-150-800x600-GKB and PTDS-300-1000x600-GKB

The Two-shelf trolleys type PTDS are equipment with two comfortable handles which allows pulling/pushing of both sides. They are suitable for transport of all kinds of loads – cartons, boxes, details, etc. in production and storage facilities. The two shelves provide more capacity and convenience through the moving of details between producing lines, preparing and sorting of items in warehouses. The Two-shelf trolleys are available in two types of load capacity – 150 kg and for 300 kg, with different size of the platforms. The wheels are made of standard solid rubber tyre and steel rim.



PTDS-300-GKB

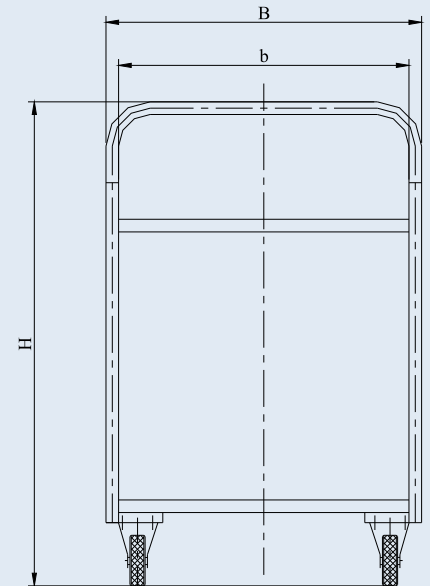
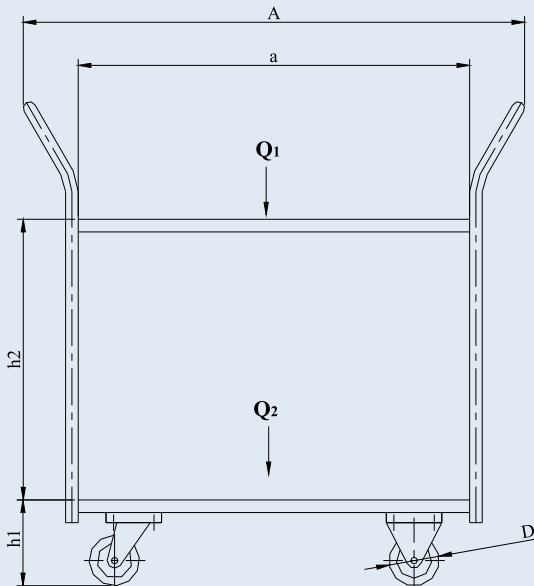
specialized
trolley



Standard solid rubber tyre,
pressed steel rim



Standard solid rubber tyre,
pressed steel rim



TWO-SHELF TROLLEY

Type

Total load capacity, kg

Platform size (axb), mm

Load capacity per platform (Q1, Q2), kg

Height to the platform (h1), mm

Distance between platforms (h2), mm

Wheel diameter (D), mm

Overall dimensions, mm

- length (A)

- width (B)

- height (H)

Dead weight, kg

PTDS-150-800x600-GKB

150

800x600

75

170

555

100

993

625

958

16.5

PTDS-300-1000x600-GKB

300

1000x600

150

195

555

125

1193

625

983

29.8

TWO-SHELF TROLLEY PTDS-150S-650x450-VPA

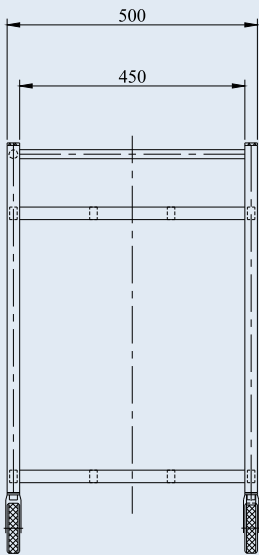
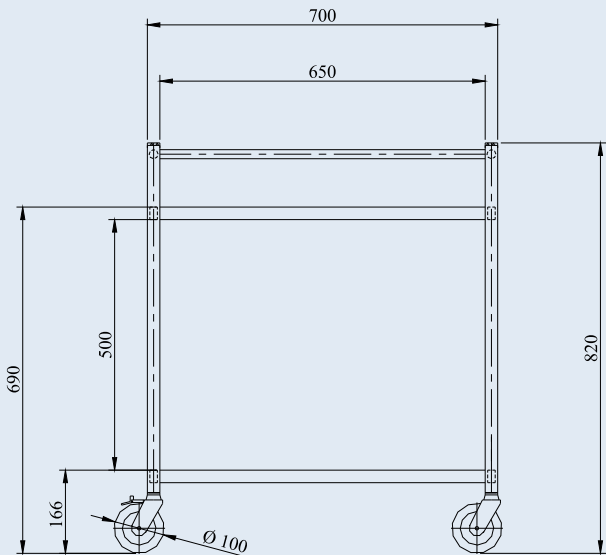
The Two-shelf trolley is specialized equipment without handles. The compact dimensions allow save a working space when the trolleys are not used and stacked next to each other. The top shelf is secure from three sides. It is suitable for transport of parts in producing premises and could be moved easy between working places.



specialized
trolley



Grey non-marking rubber tyre,
thread guard
LRA-VPA 100K-FA



TWO-SHELF TROLLEY

Total load capacity, kg
Shelf size, mm
Heigh to the platform mm
Distance between shelves, mm
Load capacity per shelf, kg
Wheel diameter, mm
Overall dimensions, mm
- length
- width
- height
Dead weight, kg

PTDS-150S-650x450-VPA

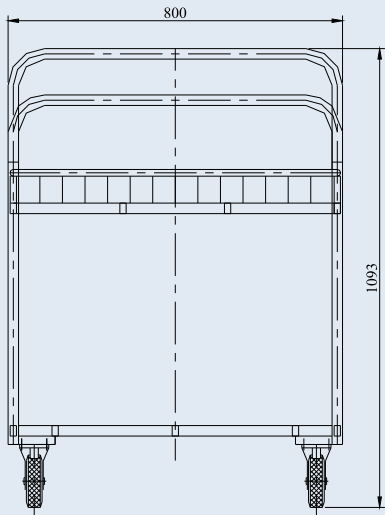
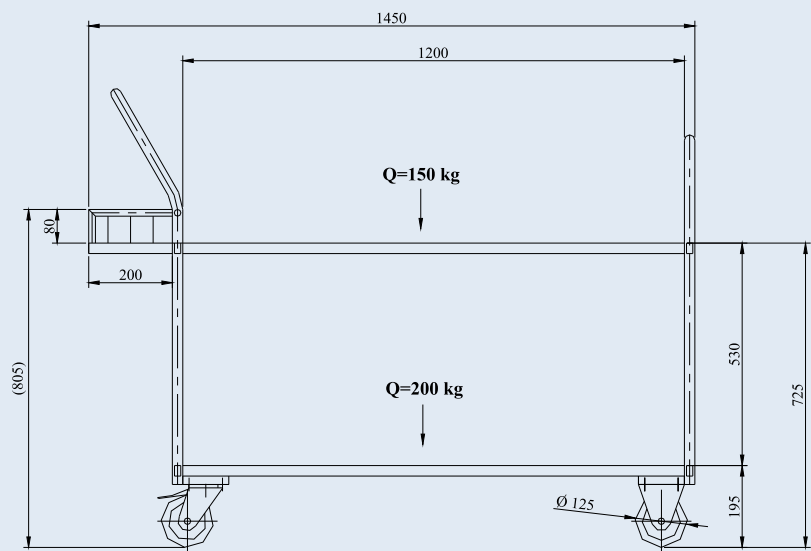
150
650x450
166
500
75
100
700
500
820
16.3

TWO-SHELF TROLLEY PTDS-350-1200x800-GKB-FI

The Two-shelf trolley is equipment with two comfortable handles and shelves which are suitable for storage and transport of packaged goods and large components. This type has one extra secured basket for consumables and tools. The wheels are made of standard solid rubber tyre and steel rim and the swivel castors are with brakes.



PTDS-350-GKB-FI



TWO-SHELF TROLLEY

Total load capacity, kg
 Shelf size, mm
 Height to the platform mm
 Distance between shelves, mm
 Load capacity per shelf, kg
 Wheel diameter, mm
 Overall dimensions, mm
 - length
 - width
 - height
 Dead weight, kg

PTDS-350-1200x800-GKB-FI

350
 1200x800
 195
 530
 150
 125
 1450
 800
 1093
 41.6

TWO-SHELF TROLLEY PTDS-300BHTC-1300x695-GKB-EL

The Two-shelf trolley is specialized equipment on two levels and allows comfortable sorting, storage and transport of loads and components. There is one small extra handle. It is suitable for warehouse and producing premises for manufacturers of electronic components where is required the elimination of static electricity. For this aim the trolley has electrically conductive castors.



PTDS-300BHTC-GKB-EL

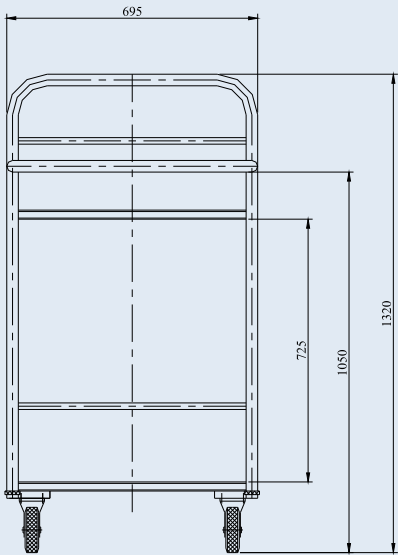
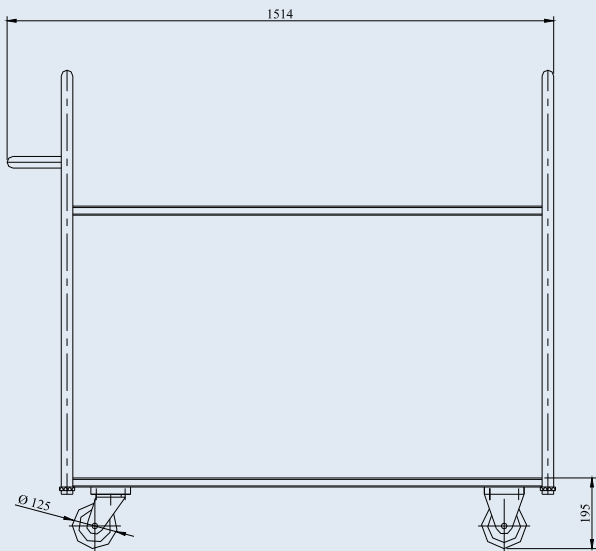
specialized
trolley



Standard solid rubber tyre,
pressed steel rim,
electrically conductive
LE-VE 125R-EL



Standard solid rubber tyre,
pressed steel rim,
electrically conductive
B-VE 125R-EL



TWO-SHELF TROLLEY

Total load capacity, kg

Shelf size, mm

Distance between shelves, mm

Height to the bottom shelf, mm

Height to the top shelf, mm

Load capacity per shelf, kg

Wheel diameter, mm

Overall dimensions, mm

- length

- width

- height

Dead weight, kg

PTDS-300BHTC-1300x695-GKB-EL

300

1300x695

725

195

940

150

125

1514

695

1320

50.5

TWO-SHELF TROLLEY ESD PTDS-400A-1200x800-GKB-EL



The Two-shelf trolley is equipment on two levels type ESD. It is suitable for warehouse and producing premises where is required the elimination of static electricity. The shelves are made from corrugated aluminum sheet, fixed with rivets and it creates the necessary contact between the trolley and the floor. The trolley is suitable for use in highly explosive production and warehouse premises. The trolley has electrically conductive castors.



PTDS-400A-GKB-EL

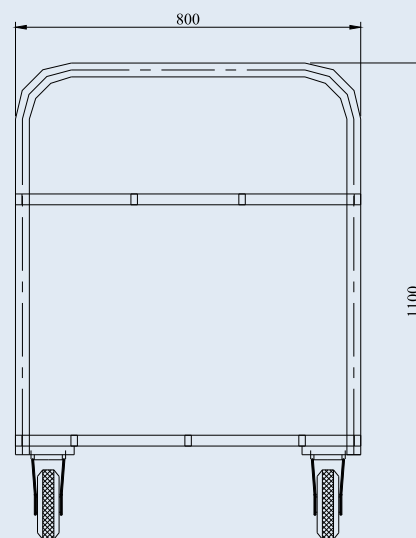
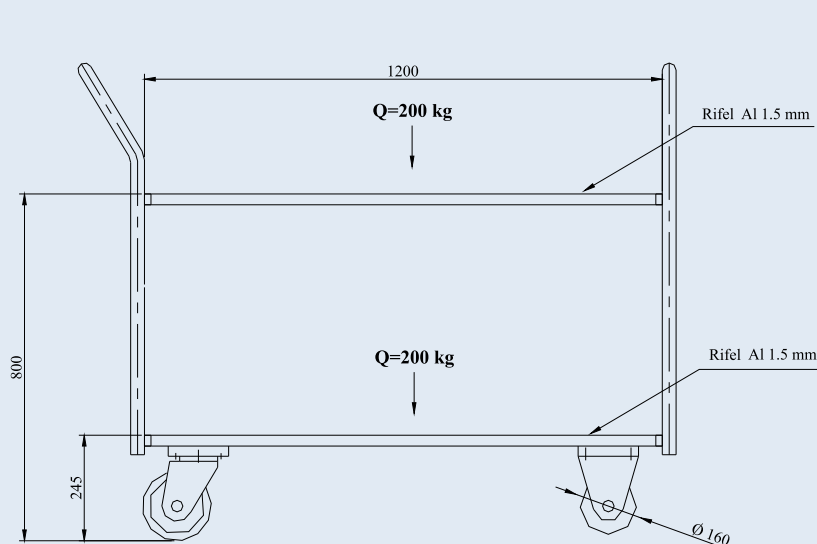
specialized
trolley



Standard solid rubber tyre,
pressed steel rim,
electrically conductive
LE-VE 160R-EL



Standard solid rubber tyre,
pressed steel rim,
electrically conductive
B-VE 160R-EL



TWO-SHELF TROLLEY

Total load capacity, kg
Shelf size, mm
Distance between shelves, mm
Height to the bottom shelf, mm
Height to the top shelf, mm
Load capacity per shelf, kg
Wheel diameter, mm
Overall dimensions, mm
- length
- width
- height
Dead weight, kg

PTDS-400A-1200x800-GKB-EL

400
1200x800
555
245
800
200
160
1386
800
1100
36.2

TWO-SHELF TROLLEY PTDS-291-1000x600-GKB

The Two-shelf trolley is equipment designed according to requirement of customer for intensive working process in warehouse premises. The construct is extremely strong and impact-resistant during exploitation. The trolley has two handles, one of them is curve for convenience at work. The meshwork areas from three sides protect the load. It is suitable for transport of all kinds of loads – cartons, boxes, details, etc. in production and storage facilities. The often use is for preparing and sorting of items in warehouses. The wheels are made of standard solid rubber tyre and steel rim.



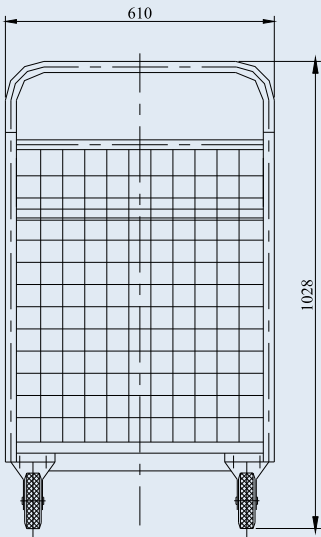
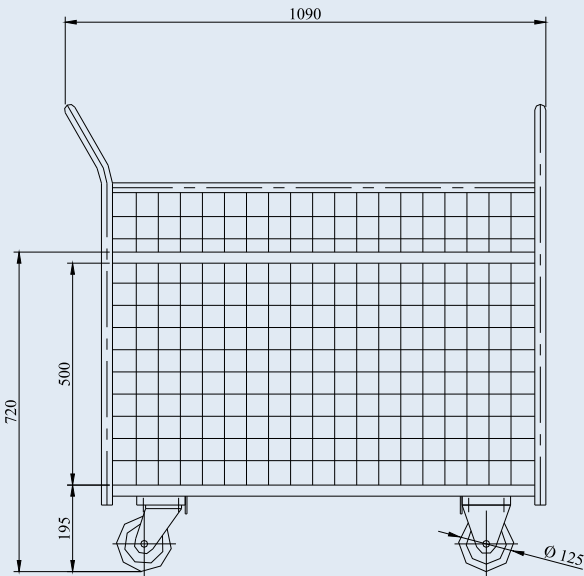
specialized
trolley



Standard solid rubber tyre,
pressed steel rim
LE-VE 125R



Standard solid rubber tyre,
pressed steel rim
B-VE 125R



TWO-SHELF TROLLEY

Total load capacity, kg
Shelf size, mm
Distance between shelves, mm
Height to the bottom shelf, mm
Height to the top shelf, mm
Load capacity per shelf, kg
Wheel diameter, mm
Overall dimensions, mm
- length
- width
- height
Dead weight, kg

PTDS-291-1000x600-GKB

290
958x560
500
195
720
145
125
1090
610
1028
46

BOX TROLLEY WITH MOVABLE SHELF **BTS-300-700x780x1700-GKB**

The Box trolley with movable shelf is specialized equipment designed according to requirement of customer. The meshwork areas from three sides protect the load from falling or spilling; the fourth side is open and provides easy access to the contents of the trolley. The movable shelf and the bottom are made of particle boards. The wheels are made of standard solid rubber tyre and steel rim.



BTS-300-GKB

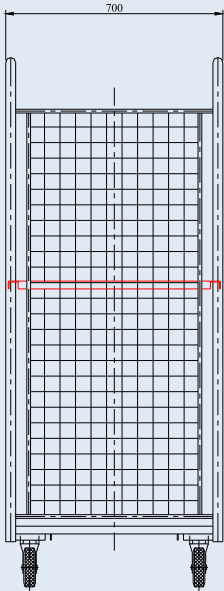
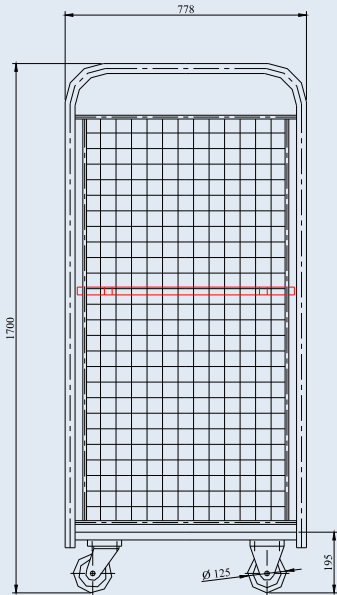
specialized
trolley



Standard solid rubber tyre,
pressed steel rim
LE-VE 125R



Standard solid rubber tyre,
pressed steel rim
B-VE 125R



BOX TROLLEY WITH MOVABLE SHELF

Total load capacity, kg
Movable shelf size, mm
Height to the platform mm
Wheel diameter, mm
Overall dimensions, mm
- length
- width
- height
Dead weight, kg

BTS-300-700x780x1700-GKB

300
700x780
195
125
778
700
1700
43

THREE-SHELF TROLLEY **PTTS-300-1000x600-GKB-SG**

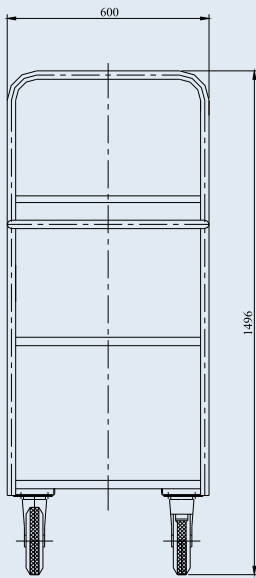
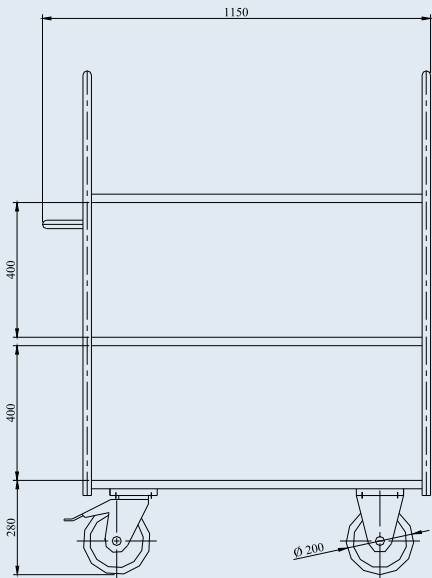
The trolley is specialized equipment with a large total usable area which is distributed between three shelves. It is suitable for preparing and sorting of large-dimensioned and packaged loads. This type could be used in warehouses and production facilities, tailoring companies and logistic centers. The castors are swivels, with non-marking gray rubber tread, steel rim and thread guard. They are selected to be suitable for delicate and quite dirty floors.



specialized
trolley



Grey non-marking rubber tyre,
thread guard
LE-VE-200R-FI-SG-FA
LE-VE 200R-SG-FA
B-VE 200R-SG-FA



THREE-SHELF TROLLEY

- Total load capacity, kg
- Shelf size, mm
- Distance between shelves, mm
- Load capacity per shelf, kg
- Height to the platform, mm
- Wheel diameter, mm
- Overall dimensions, mm
 - length
 - width
 - height
- Dead weight, kg

PTTS-300-1000x600-GKB-SG

- 300
- 1000x600
- 400
- 100
- 280
- 200
- 1150
- 600
- 1496
- 50.3

THREE-SHELF TROLLEY PTTS-300W-900x600-GKB

The Three-shelf trolley is equipment with 1250 mm total height. It is convenient for sort and transport of every kind of loads in warehouses and production facilities. The extra handle is comfortable for use when the trolley is loaded. The wheels are made of standard solid rubber tyre and steel rim, with diameter 200 mm which provide operational comfort and low rolling resistance on uneven surfaces.


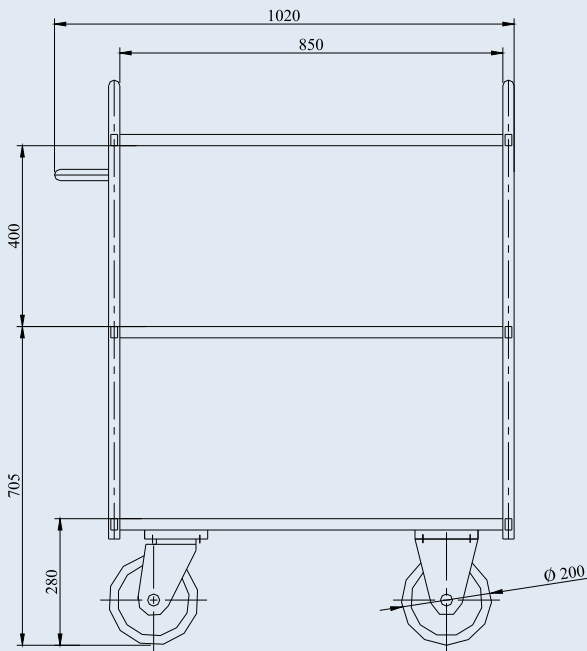


specialized
trolley



Standard solid rubber tyre,
pressed steel rim
LE-VE 200R

Standard solid rubber tyre,
pressed steel rim
B-VE 200R



THREE-SHELF TROLLEY

Total load capacity, kg
Shelf size, mm
Distance between shelves, mm
Load capacity per shelf, kg
Height to the platform, mm
Wheel diameter, mm
Overall dimensions, mm
- length
- width
- height
Dead weight, kg

PTTS-300W-900x600-GKB

300
850x550
400
100
280
200
1020
600
1250
41

TRANSPORT TROLLEY FOR TUBES TTT-400-1000x800-GKB

The Transport trolley for tubes is specialized equipment on three levels, designed according to requirement of customer. The trolley is made for transport of tubes with accurate size. The construction is with two handles, meshwork areas from two sides and separator in the middle for optimal capacity. The wheels are made of standard solid rubber tyre and steel rim.



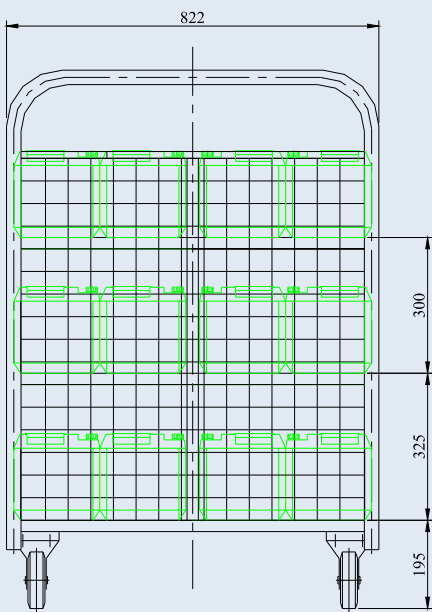
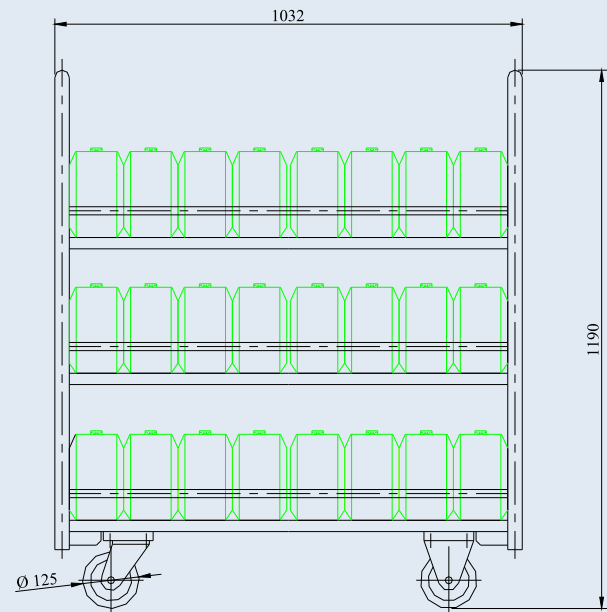
specialized
trolley



Standard solid rubber tyre,
pressed steel rim
LE-VE 125R



Standard solid rubber tyre,
pressed steel rim
B-VE 125R



TRANSPORT TROLLEY FOR TUBES

Total load capacity, kg
Shelf size, mm
Load capacity per shelf, kg
Height to the platform, mm
Distance between shelves, mm
Wheel diameter, mm
Overall dimensions, mm
- length
- width
- height
Dead weight, kg

TTT-400-1000x800-GKB

400
1030x820
130, 130
195
325 / 300
125
1032
822
1190
55

THREE-SHELF TROLLEY **PTTS-300-550x650-GKB**

The Three-shelf trolley has a special design for work in tight spaces – it is maneuverable model. The specific montage of the castors provides turning on the spot easily. The meshwork areas from two sides protect the load from falling or spilling. The three shelves have two open side spaces for easy sort out of items. It is suitable transport of packaged goods – cartons, boxes, etc. This type could be used in stores, warehouses and production facilities, tailoring companies, hospitals, etc. It could be add a separator on the shelves upon request for better sorting of different items. The wheels are made of standard solid rubber tyre and steel rim.



PTTS-300-GKB

specialized
trolley



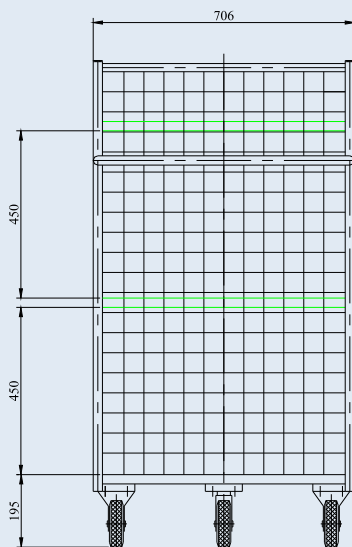
Standard solid rubber tyre,
pressed steel rim
LE-VE 125R



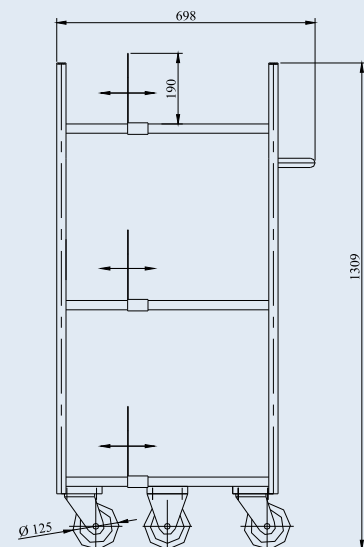
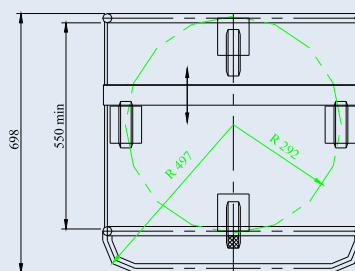
Standard solid rubber tyre,
pressed steel rim
B-VE 125R



shelf separator



Side without wire mesh



THREE-SHELF TROLLEY

Total load capacity, kg
Shelf size, mm
Distance between shelves, mm
Load capacity per shelf, kg
Height to the platform, mm
Wheel diameter, mm
Overall dimensions, mm
- length
- width
- height
Dead weight, kg

PTTS-300-550x650-GKB

300
650x550
450
100
195
125
706
698
1309
39

THREE-SHELF TROLLEY **PTTS-200-700x600-GKB-SG**

The Three-shelf trolley has meshwork of three sides which protect the load from falling or spilling. The fourth side is open and has easy access to the contents of the trolley. The three shelves have enough space for easy ordering of items. On the top have place which could be used for an information board, where to describe the content and purpose of the load. It is suitable for transport of small-sized items, packages, cartons, etc. in stores, warehouses and production facilities, tailoring companies, hospitals, etc. The castors are with non-marking gray rubber tread, steel rim and thread guard.



PTTS-200-GKB-SG

specialized
trolley

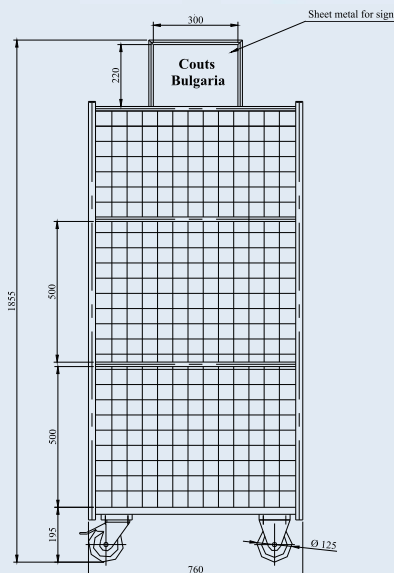


Grey non-marking rubber tyre,
thread guard

LE-VE 125R-FI-SG-FA

LE-VE 125R-SG-FA

B-VE 125R-SG-FA



THREE-SHELF TROLLEY

Total load capacity, kg

Shelf size, mm

Distance between shelves, mm

Height to the bottom shelf, mm

Height to the top shelf, mm

Height to the platform, mm

Wheel diameter, mm

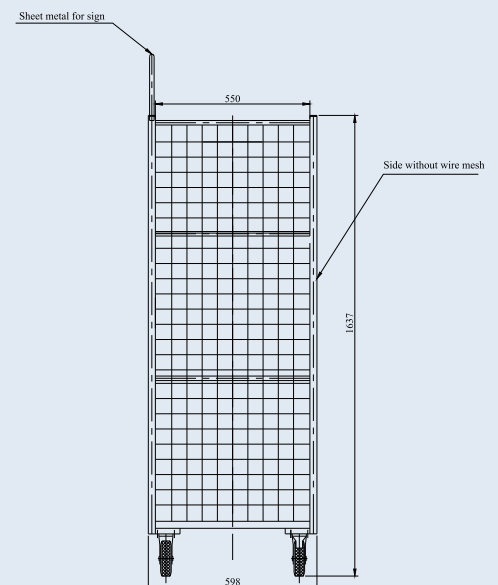
Overall dimensions, mm

- length

- width

- height

Dead weight, kg



PTTS-200-700x600-GKB-SG

200

700x600

500

100

50

195

125

760

598

1855

35.3

THREE-SHELF TROLLEY **PTTS-290-1000x600-GKB**

This type of Three-shelf trolley is wide using version. The meshwork areas from three sides protect the load from falling or spilling. The fourth side is open and has easy access to the contents of the trolley. The three shelves provide comfort and easy ordering of items. It is suitable for transport of small-sized items, packages, cartons, etc. The trolley has comfortable handle. The wheels are made of standard solid rubber tyre and steel rim.



PTTS-290-GKB

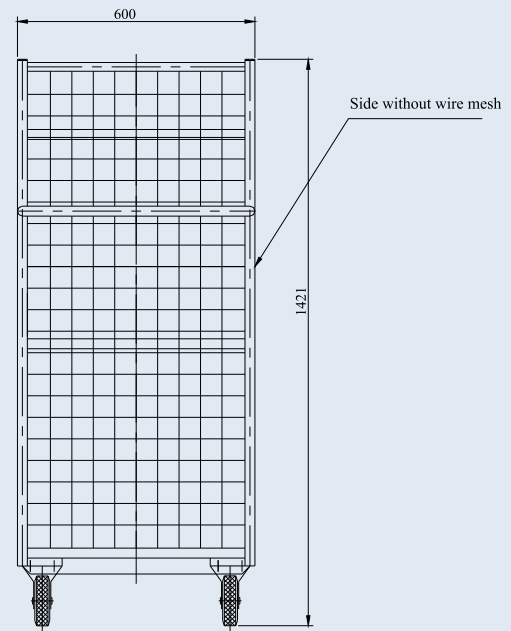
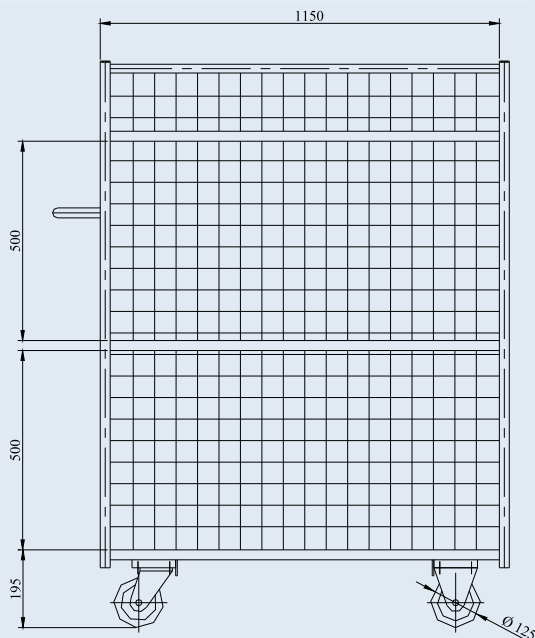
specialized
trolley



Standard solid rubber tyre,
pressed steel rim
LE-VE 125R



Standard solid rubber tyre,
pressed steel rim
B-VE 125R



THREE-SHELF TROLLEY

Total load capacity, kg
Shelf size, mm
Distance between shelves, mm
Load capacity per shelf, kg
Height to the platform, mm
Wheel diameter, mm
Overall dimensions, mm
- length
- width
- height
Dead weight, kg

PTTS-290-1000x600-GKB

290
980x548
500
100
195
125

1150
600
1421
50.7

BOX TROLLEY WITH MOVABLE SHELVES

BTS-300-800x600x1650-VE

The Box trolley with movable shelves is specialized equipment designed according to requirement of customer. The meshwork areas from three sides protect the load from falling or spilling. There are two movable shelves which are convenient for sorting of items. It is suitable for outdoor and indoor using in warehouses and logistic centers. The construct is comfortable for preparing, sorting and transporting of packaged loads. The wheels are made of standard solid rubber tyre and steel rim. The swivel castors are with brakes for fixing of the trolley.



BTS-300-VE

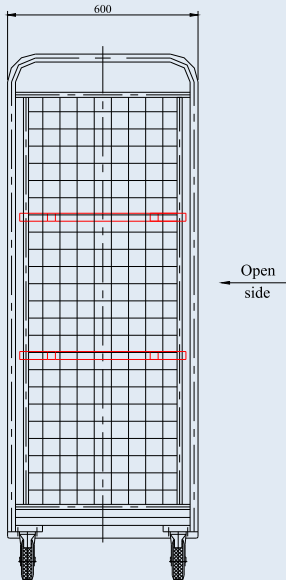
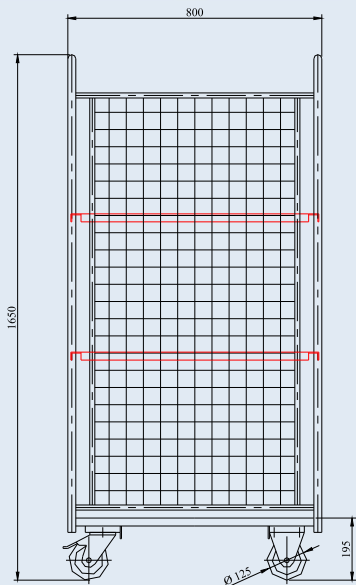
specialized
trolley



Standard solid rubber tyre,
pressed steel rim
LE-VE 125R-FI



Standard solid rubber tyre,
pressed steel rim
B-VE 125R



BOX TROLLEY WITH MOVABLE SHELVES

- Total load capacity, kg
- Shelf size, mm
- Type of shelves, mm
- Height to platform, mm
- Distance between shelves, mm
- Load capacity per shelf, kg
- Wheel diameter, mm
- Overall dimensions, mm
 - length
 - width
 - height
- Dead weight, kg

BTS-300-800x600x1650-VE

- 300
- 800x600
- movable
- 195
- 300 / 400
- 100
- 125
- 800
- 600
- 1650
- 40.1

TRANSPORT TROLLEY WITH MOVABLE SHELVES

TTS-302-800x600x1650-PATH

The Transport trolley with movable shelves is specialized equipment designed according to requirement of customer. The construct is demountable and makes from separate panels. The meshwork areas from three sides protect the load from falling or spilling. There are two movable shelves which are convenient for sorting of items. It is suitable for outdoor and indoor using in warehouses and logistic centers. The construction is powder-coated but upon request could be zinc-plated. It is suitable for preparing, sorting and transporting of packaged loads. The wheels are made of nylon center with injection-molded polyurethane tread. The swivel castors are with brakes for fixing of trolley.



TTS-302-PATH

specialized
trolley

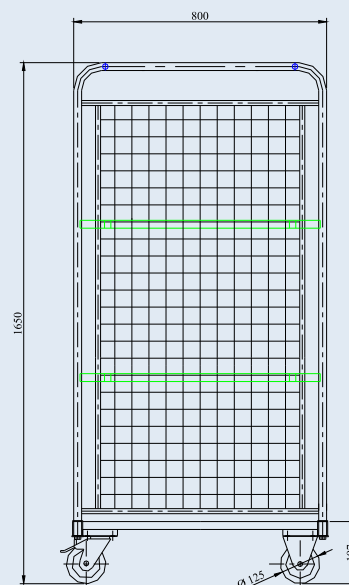
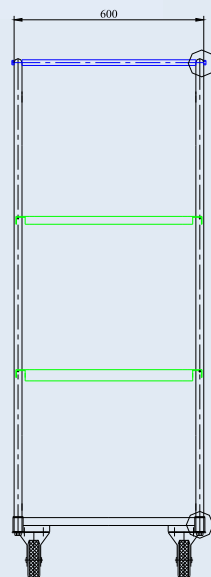


Nylon wheel centre with
polyurethane tread

LE-PATH 125G-FI

LE-PATH 125G

B-PATH 125G



TRANSPORT TROLLEY WITH MOVABLE SHELVES

TTS-302-800x600x1650-PATH

Total load capacity, kg	300
Shelf size, mm	800x600
Type of shelves, mm	movable
Load capacity per shelf, kg	100
Height to platform, mm	197
Distance between shelves, mm	400 / 460
Wheel diameter, mm	125
Overall dimensions, mm	
- length	800
- width	600
- height	1650
Dead weight, kg	30.2



REMOVABLE CONTAINER **RC-500Zn-870x570-PATH**

The Removable container is valet equipment which is used in hotels and SPA centers. The construction of container is made from separate panels. There are two shelves which are used for separate sorting of bed linen and towers. The bottom shelf could be transform in vertical side and the bottom side becomes in half box for storage of untidy linen. All of the parts of the trolley are zinc-plated and therefore corrosion and chemical resistant. The container has silicone bumpers in the bottom side which prevent walls and doors damage. The wheels are non-marking on wet floor, made of nylon with grey polyurethane tread.



RC-500Zn-PATH



Nylon wheel centre with
polyurethane tread
LE-PATH 125G

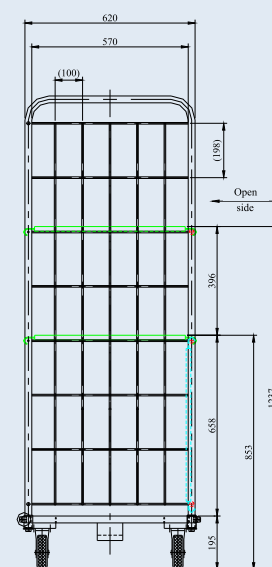
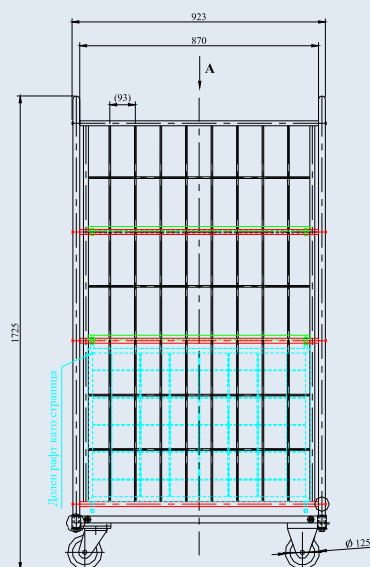


Nylon wheel centre with
polyurethane tread
B-PATH 125G



Buffer which is placed at the bottom in the four corners and
protects the trolley from injury.

specialized
trolley



REMOVABLE CONTAINER

Total load capacity, kg
Shelf size, mm
Type of shelves, mm
Height to platform, mm
Distance between shelves, mm
Load capacity per shelf, kg
Wheel diameter, mm
Overall dimensions, mm
- length
- width
- height
Dead weight, kg

RC-500Zn-870x570-PATH

500
870x570
movable
195
658 / 396
100
125

923
620
1725
35.8

THREE-SHELF TROLLEY PTTS-600L-1500x600x2000-GKL-FI

The Three-shelf trolley is specialized equipment with a large total usable area which is distributed between three shelves. This type is dissimilar from others three-shelf trolleys because of the large size and load capacity. The meshwork areas from three sides protect the load from falling or spilling. It is equipped with two comfortable handles. It is suitable for sorting and transporting of large-dimension and packed loads in warehouses and production facilities, tailoring companies and logistic centers. The wheels are made from black rubber tyre with nylon center. The swivel castors are with brakes.



PTTS-600L-GKL-FI

specialized
trolley



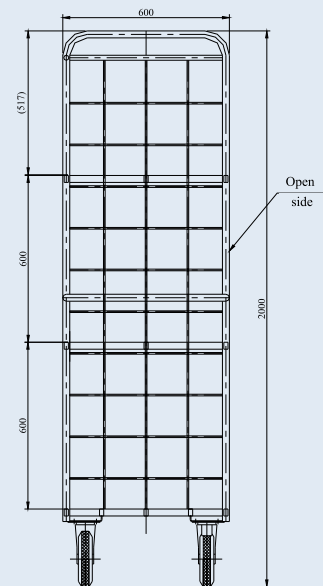
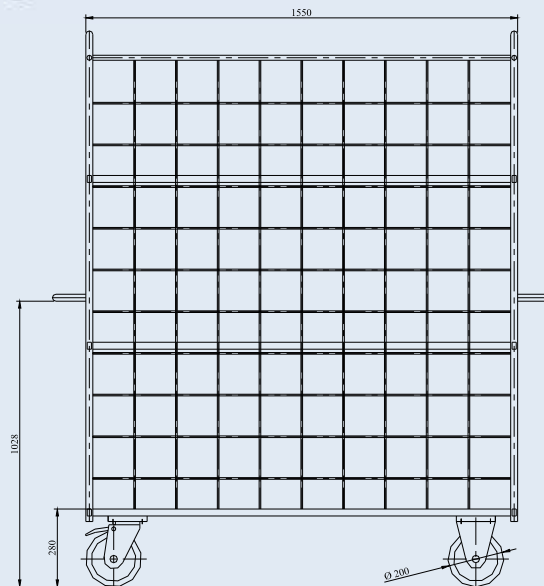
Standard solid rubber tyre,
synthetic rim

LE-VPP 200R-FI



Standard solid rubber tyre,
synthetic rim

B-VPP 200R



THREE-SHELF TROLLEY

Total load capacity, kg
Shelf size, mm
Distance between shelves, mm
Load capacity per shelf, kg
Height to the platform, mm
Wheel diameter, mm
Overall dimensions, mm
- length
- width
- height
Dead weight, kg

PTTS-600L-1500x600x2000-GKL-FI

600
1500x600
600 / 517
200
280
200
1550
600
2000
71.2

THREE-SHELF BOX TROLLEY BTTS-500E-1200x800x1500-GKB-FI

The Three-shelf box trolley is equipment on three fixed levels. The meshwork areas from three sides protect the load from falling or spilling. This type is different according to others similar models because of the meshwork boards of shelves from the fourth side which protect additionally the load. It is suitable for transport of small-sized items, packages, cartons, textile, etc. in logistic centers, warehouses and production facilities.



specialized
trolley

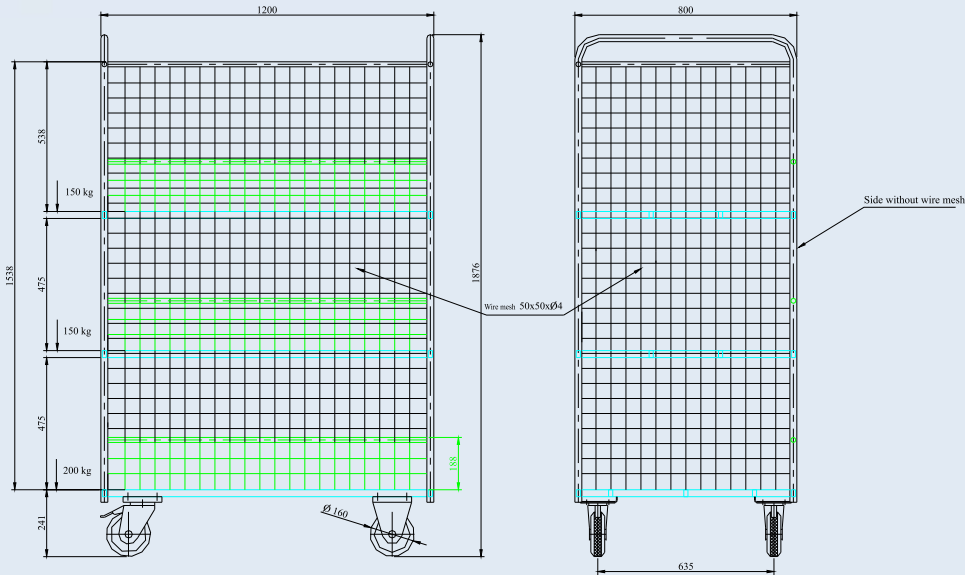


Standard solid rubber tyre,
pressed steel rim
LE-VE 160R-FI



Standard solid rubber tyre,
pressed steel rim
B-VE 160R

BTTS-500E-GKB-FI



THREE-SHELF BOX TROLLEY

Total load capacity, kg

Shelf size, mm

Height to platform, mm

Load capacity of bottom, mm

Load capacity per shelf, kg

Distance between shelves, mm

Wheel diameter, mm

Overall dimensions, mm

- length

- width

- height

Dead weight, kg

BTTS-500E-1200x800x1500-GKB-FI

500
1150x755
241
200
150
475
160
1200
800
1876
50.5

FOUR-SHELF TROLLEY PTFS-350-1200x800-GKB-FI

The Four-shelf trolley is suitable for storage, sort and transport of packages loads, boxes, cartons, etc. The big usable area distributed between four shelves optimizes the use of working and warehouse facilities. The wheels are made of standard solid rubber tyre and steel rim. The swivel castors are with brake.



PTFS-350-GKB-FI

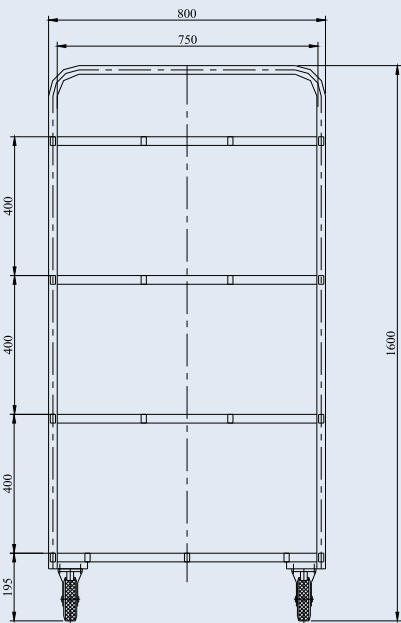
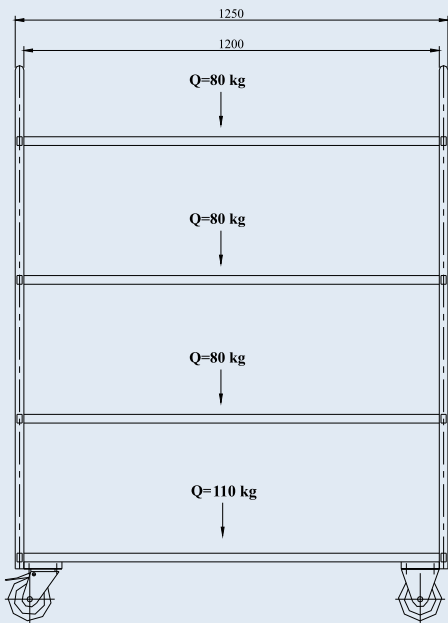
specialized
trolley



Standard solid rubber tyre,
pressed steel rim
LE-VE 125R-FI



Standard solid rubber tyre,
pressed steel rim
B-VE 125R



FOUR-SHELF TROLLEY

Total load capacity, kg
Shelf size, mm
Distance between shelves, mm
Load capacity per shelf, kg
Height to platform, mm
Wheel diameter, mm
Overall dimensions, mm
- length
- width
- height
Dead weight, kg

PTFS-350-1200x800-GKB-FI

350
1200x750
400
80
195
125
1250
800
1600
57.7

FOUR-SHELF TROLLEY PTFS-200-600x400x2000-VPA

This type of Four-shelf trolley is designed for use mainly in tight corridors between racks and in limited areas. The meshwork areas from two sides protect the load from falling or spilling. The other two areas have open access for two-sided loading and unloading. It is suitable for transport of packages loads - boxes, cartons, etc. All of the castors are swivel with non-marking grey rubber tread. The trolley is extremely manoeuvrable and comfortable to work.

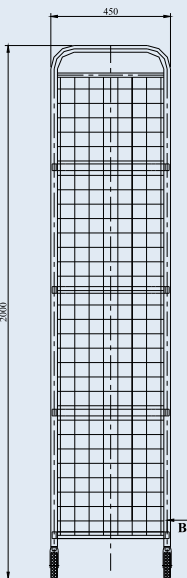
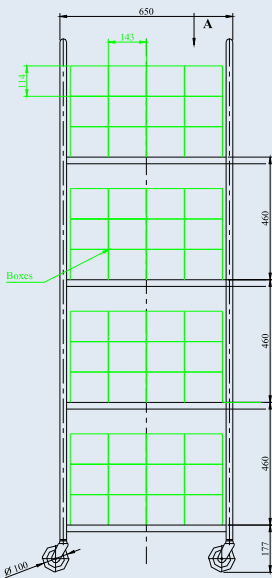


specialized
trolley



Grey non-marking rubber tyre,
thread guard
LRA-VPA 100K-FA

PTFS-200-VPA



FOUR-SHELF TROLLEY

- Total load capacity, kg
- Shelf size, mm
- Distance between shelves, mm
- Load capacity per shelf, kg
- Height to bottom shelf, mm
- Wheel diameter, mm
- Overall dimensions, mm
 - length
 - width
 - height
- Dead weight, kg

PTFS-200-600x400x2000-VPA

- 200
- 600x400
- 460
- 50
- 177
- 100
- 650
- 450
- 2000
- 29

FOUR-SHELF TROLLEY **PTFS-300-976x652x1801-PATH-FI**

The Four-shelf trolley is designed according to requirement of customer. The meshwork areas from three sides protect the load from falling or spilling. The four shelves are convenient for sort out of items. Two of them are removable and the space could be easy transform when it is necessary. It is suitable for transport of packages loads, details, textile, etc. in stores, warehouses, tailoring companies and logistic centers. All of the castors are swivel. The wheels are with nylon wheel center and polyurethane tread. The trolley is extremely manoeuvrable and comfortable for work in limited areas.



PTFS-300-PATH-FI

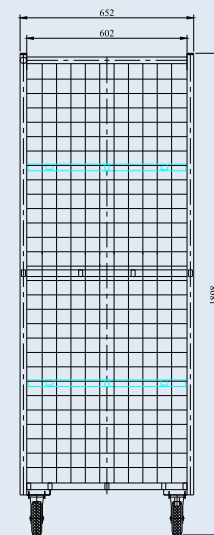
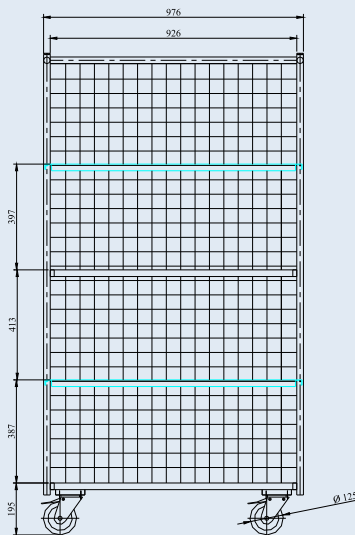
specialized
trolley



Nylon wheel centre with
polyurethane tread, thread guard
LE-PATH 125K-FK-FI



Nylon wheel centre with
polyurethane tread, thread guard
LE-PATH 125K-FK



FOUR-SHELF TROLLEY

Total load capacity, kg

Shelf size, mm

Load capacity of fixed shelf, kg

Load capacity of movable shelves, kg

Height to the fixed shelf, mm

Distance between shelves, mm

Wheel diameter, mm

Overall dimensions, mm

- length

- width

- height

Dead weight, kg

PTFS-300-976x652x1801-PATH-FI

300

926x602

100

50

995

387 / 413 / 397

125

1801

976

652

1808

59.5

FOUR-SHELF TROLLEY PTFS-500-1000x600-GKB

The Four-shelf trolley is equipment with large total area to arrange of items distributed between four levels. The meshwork areas from three sides protect the load from falling or spilling. The four shelves are convenient for sort out of items. It is suitable for transport of packages loads, details, textile, etc. in stores, warehouses, tailoring companies and logistic centers.



PTFS-500-GKB

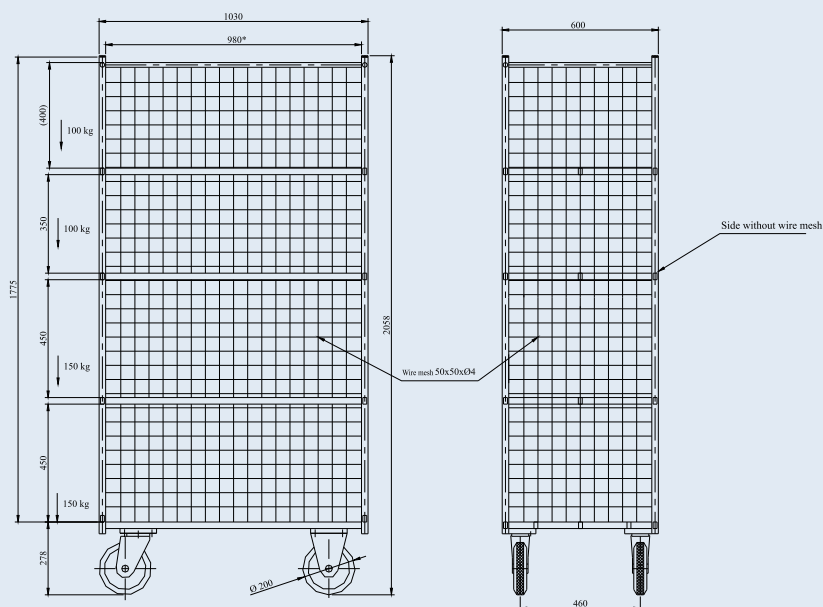
specialized
trolley



Standard solid rubber tyre,
pressed steel rim
LE-VE 200R



Standard solid rubber tyre,
pressed steel rim
B-VE 200R



FOUR-SHELF TROLLEY

Total load capacity, kg
Shelf size, mm
Load capacity per shelf, kg
Height to the bottom shelf, mm
Wheel diameter, mm
Overall dimensions, mm
- length
- width
- height
Dead weight, kg

PTFS-500-1000x600-GKB

500
980x550
150, 100
278
200
1030
600
2058
68.5

BOX TROLLEY WITH SHELVES **BTS-500VIP-600x600x1500-GKB**

The Box trolley with shelves is designed according to requirement of customer. The meshwork areas from all sides of trolley secure protect the load from falling or spilling. There are two doors with lock and four removable shelves. It is suitable for sort out and transport of small-sized packages and boxes. The wheels are made of standard solid rubber tyre and steel rim.



BTS-500VIP-GKB

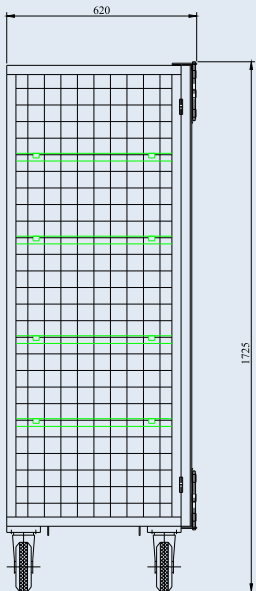
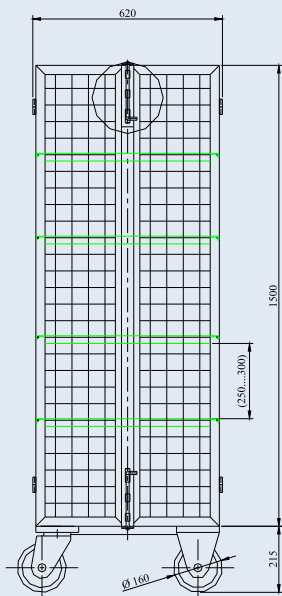
specialized
trolley



Standard solid rubber tyre,
pressed steel rim
LE-VE 160R



Standard solid rubber tyre,
pressed steel rim
B-VE 160R



BOX TROLLEY WITH SHELVES


- Total load capacity, kg
- Shelf size, mm
- Type of shelves, mm
- Load capacity per shelf, kg
- Height to platform, mm
- Distance between shelves mm
- Wheel diameter, mm
- Overall dimensions, mm
 - length
 - width
 - height
- Dead weight, kg

BTS-500VIP-600x600x1500-GKB

- 500
- 600x600
- movable
- 100
- 215
- 250 / 300
- 160
- 620
- 620
- 1725
- 38.5

FRAME TROLLEY **BF-200-535x350-PATH-ELS-FI**

The Frame trolley is specialized equipment, designed according to requirement of customer. It is suitable for transport of boxes, cartons, crates and other loads up to 200 kg in production facilities for electronic components where accumulation of static electricity in a trolley is not allowed. The castors are an electrically conductive version, made of nylon wheel centre with polyurethane tread.

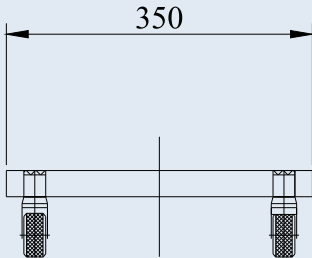
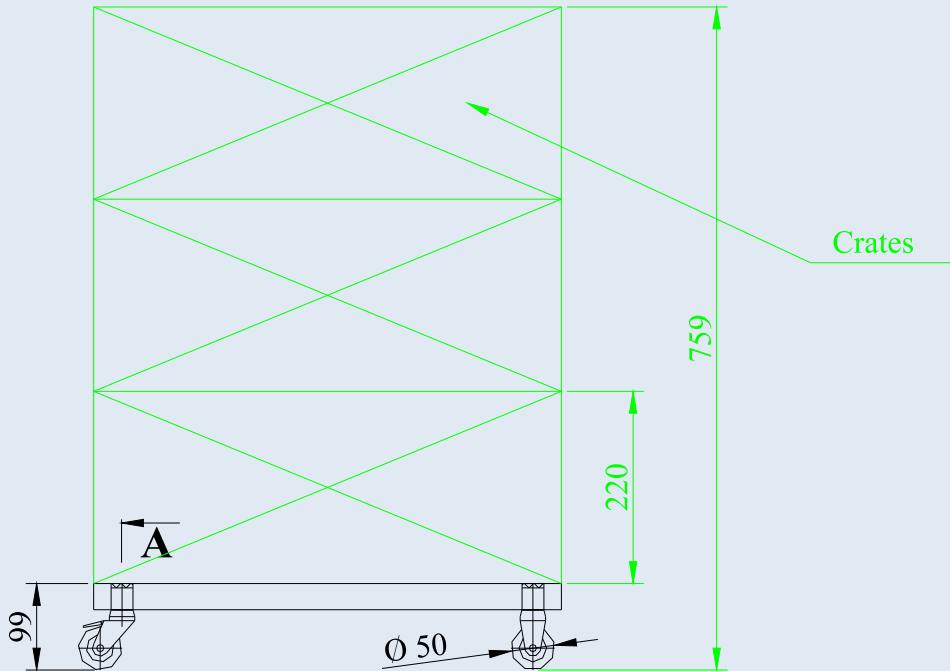


BF-200-PATH-ELS-FI

specialized
trolley



Nylon wheel centre with
polyurethane tread,
electrically conductive
LRA-PATH 50K-FK-ELS-FI
LRA-PATH 50K-FK-ELS
BRA-PATH 50K-FK-ELS



FRAME TROLLEY

Load capacity, kg
Frame size, mm
Height of the frame, mm
Wheel diameter, mm
Overall dimensions, mm
- length
- width
- height
Dead weight, kg

BF-200-535x350-PATH-ELS-FI

200
530x350
99
50
535
350
99
4.5

FRAME TROLLEY **BF-250-530x350-PO**

The Frame trolley is equipment for transport of crates, cartons, boxes, etc. with dimensions 530x350 mm. All of the castors are swivel and provide manoeuvrability of the trolley. The wheels are made of impact-resistant nylon.

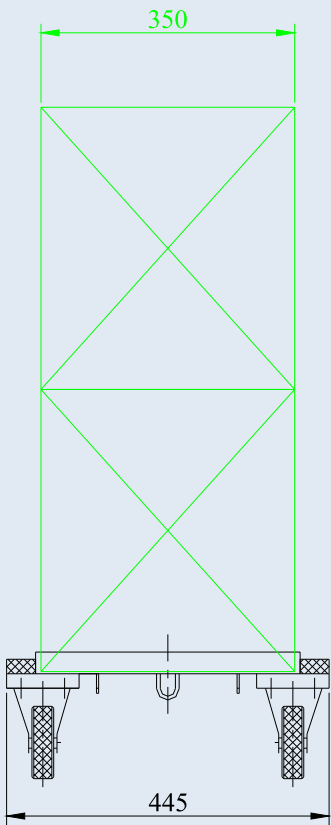
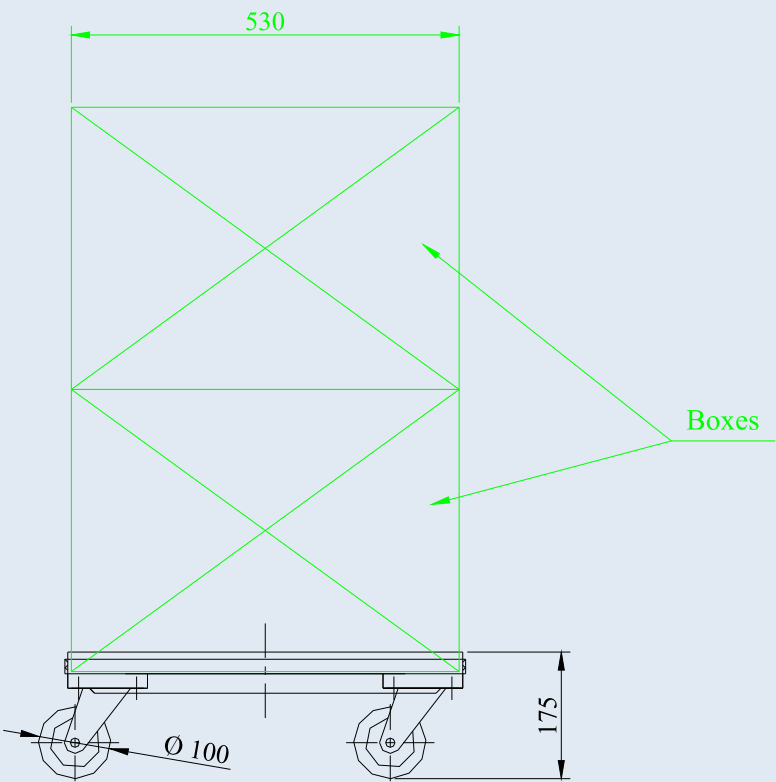


BF-250-PO

specialized
trolley



High-quality,
impact-resistant nylon
LE-PO 100R



FRAME TROLLEY

Load capacity, kg
Frame size, mm
Height of the frame, mm
Wheel diameter, mm
Overall dimensions, mm
- length
- width
- height
Dead weight, kg

BF-250-530x350-PO

250
530x350
175
100
555
445
175
9.8

TROLLEY FOR BOXES **BF-250-600x400-GKB**

This type of trolley is suitable for transport of boxes, cartons and crates with dimension 600x400 mm and load capacity up to 250 kg. It is convenient for use in warehouses and grocery stores. All of the castors are swivel and provide manoeuvrability of the trolley. The wheels are made of standard solid rubber tyre and steel rim. The equipment could be produced with sizes upon request of customer.




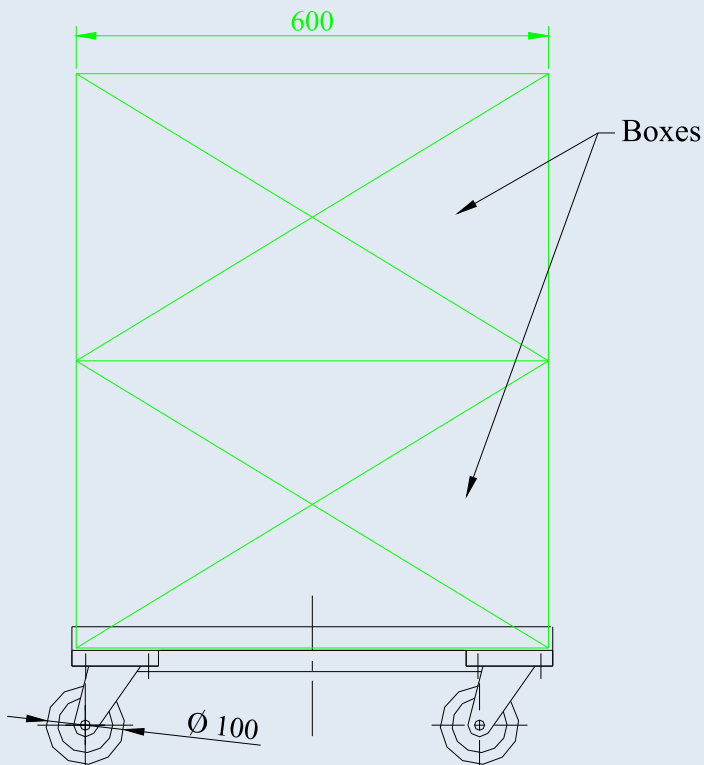
BF-250-GKB

specialized
trolley



Standard solid rubber tyre,
pressed steel rim

LE-VE 100R



TROLLEY FOR BOXES

Load capacity, kg
Frame size, mm
Height of the frame, mm
Wheel diameter, mm
Overall dimensions, mm
- length
- width
- height
Dead weight, kg

BF-250-600x400-GKB

250
600x400
175
100
606
406
175
11

TRANSPORT TROLLEY FOR TRAYS **BDT-450Zn-610x410-TPA**

The Transport trolley for trays is specialized equipment, produced according to requirement of customer. It is designed for order and transport of trays with dimension 610x410 mm and load capacity up to 450 kg in food industry. The trolley is zinc-plated and therefore corrosion and chemical resistant. All of the castors are swivels and provide manoeuvrability of the trolley. The wheels are with non-marking grey rubber tread.



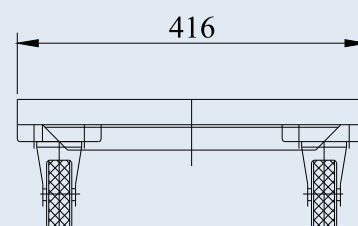
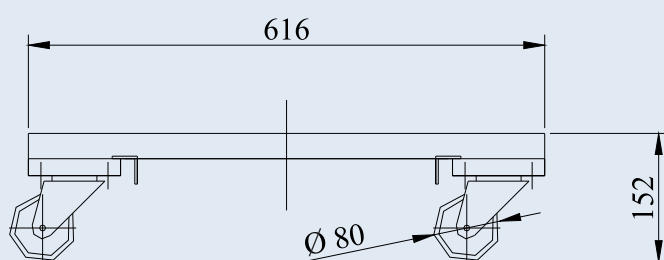
BDT-450Zn-TPA

specialized
trolley



Nylon wheel centre with
polyurethane tread, thread guard

L-PATH 80K-FK



TRANSPORT TROLLEY FOR TRAYS

Load capacity, kg
Frame size, mm
Height of the frame, mm
Wheel diameter, mm
Overall dimensions, mm
- length
- width
- height
Dead weight, kg

BDT-450Zn-610x410-TPA

450
610x410
152
80
616
416
152
7.8

TRANSPORT FRAME TROLLEY **BTF-500E-1200x800-GKB**

The Transport frame trolley is equipment for transporting of palletized cargos with dimensions 1200x800 mm and load capacity up to 500 kg.



BTF-500E-GKB

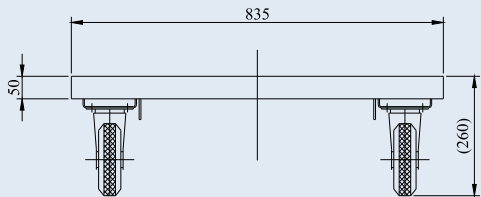

specialized
trolley



Standard solid rubber tyre,
pressed steel rim
LE-VE 160R



Standard solid rubber tyre,
pressed steel rim
B-VE 160R



TRANSPORT FRAME TROLLEY

Load capacity, kg
Frame size, mm
Height of the frame, mm
Wheel diameter, mm
Overall dimensions, mm
- length
- width
- height
Dead weight, kg

BTF-500E-1200x800-GKB

500
1200x800
260
160
1235
835
260
30.8

HAND SACK TRUCK HT-150P-PL

The Hand sack truck is specialized trolley, designed mainly for transport of sacks and large-dimensioned packaged loads. The light duty construction of the trolley is suitable for daily use and boarding and get out of vehicles. The wheels are with pneumatic tyres and provide excellent operational comfort for uneven floors and it is easy to overcome obstacles and sills.



HT-150P-PL

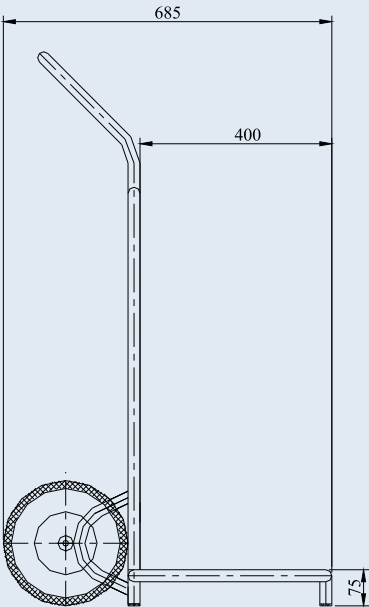
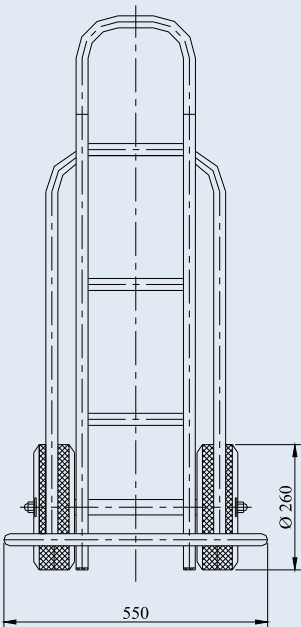
specialized
trolley



Pneumatic tyre,
synthetic rim
PK 262/20-75R-ROT



Pneumatic tyre,
pressed steel rim
P 263/20-75R



HAND SACK TRUCK

Load capacity, kg
Platform size, mm
Height to the platform, mm
Wheel diameter, mm
Overall dimensions, mm
- length
- width
- height
Dead weight, kg

HT-150P-PL

150
400x550
75
260
685
550
1150
11.6

HAND TRUCK FOR WATER BOTTLES HTWB-180-PL

The Hand truck for water bottles is equipment for transport of water bottles of 19 l. The construction is designed for four bottles. The mainly use is for delivery of drinking water to doorsteps and filling dispensers in buildings. The wheels are with pneumatic tyres and provide excellent operational comfort for uneven floors and it is easy to overcome obstacles and sills.



HTWB-180-PL

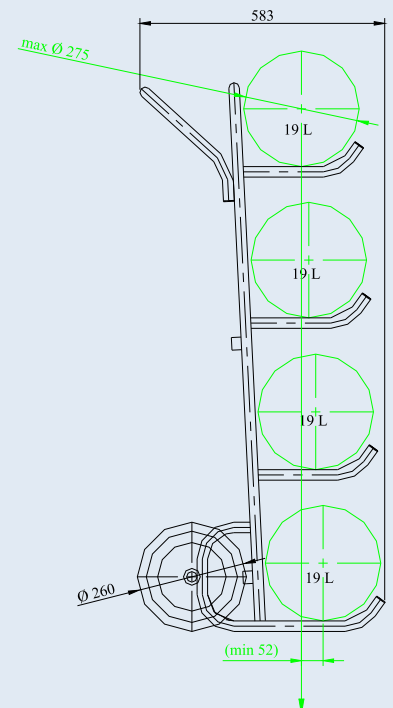
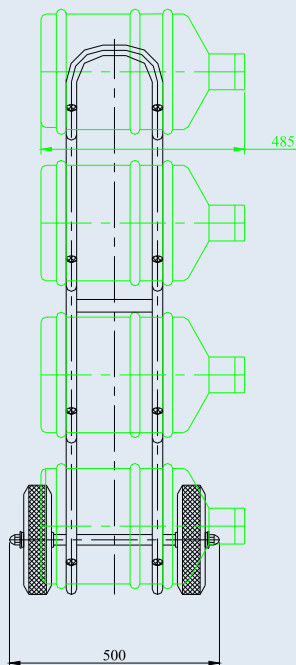
specialized
trolley



Pneumatic tyre,
synthetic rim
PK 262/20-75R-ROT



Pneumatic tyre,
pressed steel rim
P 263/20-75R



HAND TRUCK FOR WATER BOTTLES

Load capacity, kg
Water bottle diameter, mm
Number of bottles, pcs
Wheel diameter, mm
Overall dimensions, mm
- length
- width
- height
Dead weight, kg

HTWB-180-PL

180
275
4
260
583
500
1308
9.3

FORK HAND TRUCK **HTF-250-GL**

The Fork hand truck is equipment for transport of small palletised or packaged loads with load capacity up to 250 kg. It is alternative of standard hand pallet truck and is suitable for use in small areas. The wheels are made of standard solid rubber tyre.



HTF-250-GL

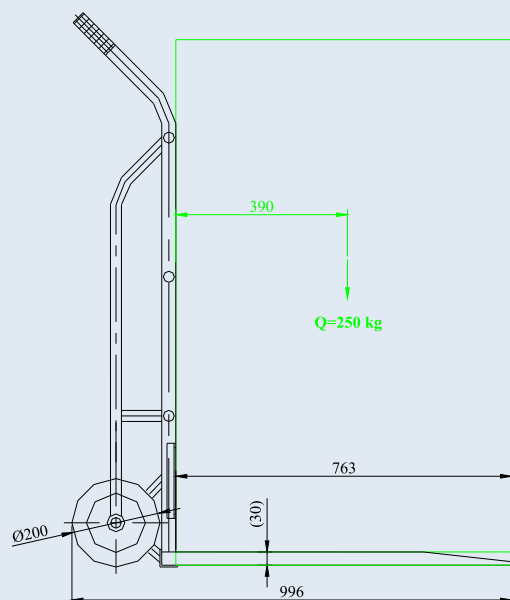
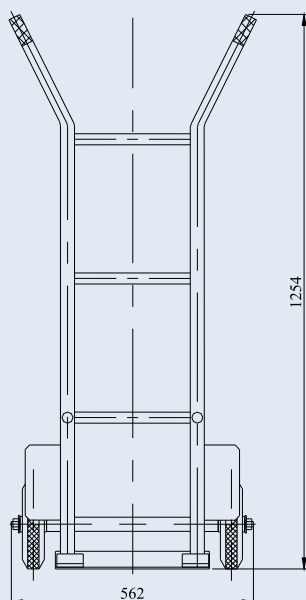
specialized
trolley



Standard solid rubber tyre,
synthetic rim
VPP 200/20R



Standard solid rubber tyre,
pressed steel rim
VE 200/20R



FORK HAND TRUCK

Load capacity, kg
Fork length, mm
Fork width, mm
Distance between forks, mm
Wheel diameter, mm
Overall dimensions, mm
- length
- width
- height
Dead weight, kg

HTF-250-GL

250
763
353
225
200
996
562
1254
17.2

STAIR CLIMBING HAND TRUCK **HTS-80-POTH**

This type of Stair climbing hand truck is version with lightweight construction compared to the standard type. It is suitable for use for transport of suitcases and bags up the stairs in small hotels without elevator. The wheels are made from nylon wheel centre and polyurethane grey tread, non-marking on wet floors.



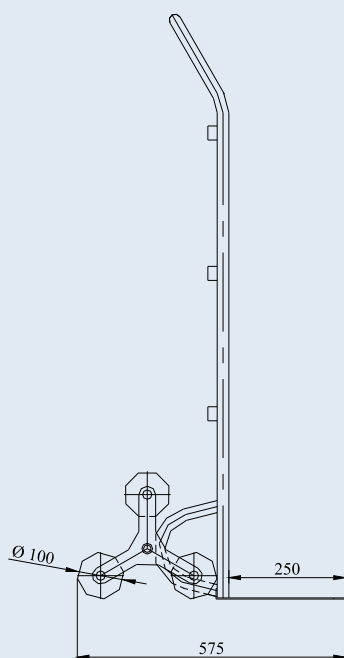
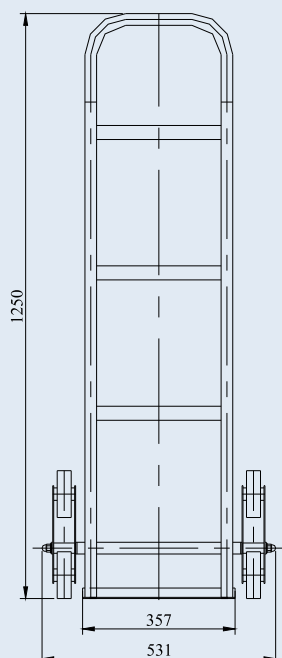
HTS-80-POTH

specialized
trolley

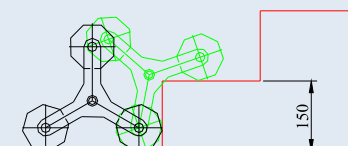


Nylon wheel centre with
polyurethane tread

POTH 100/15R



Working process on stair



STAIR CLIMBING HAND TRUCK

Load capacity, kg
Platform size, mm
Wheel diameter, mm
Overall dimensions, mm
- length
- width
- height
Dead weight, kg

HTS-80-POTH

80
250x357
100
575
531
1250
7.3

TROLLEYS FOR GAS BOTTLES

Here are present several models of trolleys for gas bottles with different sizes.

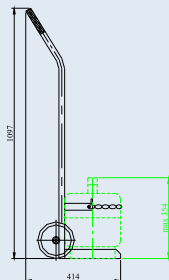
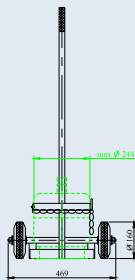
specialized
trolleys



GHTOC-30-GL



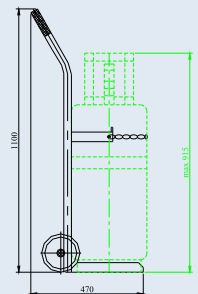
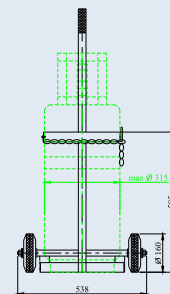
Standard solid rubber tyre,
synthetic rim
VPP 160/20R



GHTOC-80-GL



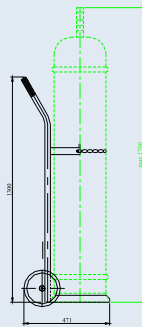
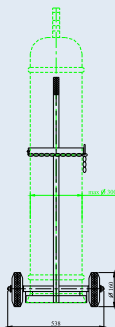
Standard solid rubber tyre,
synthetic rim
VPP 160/20R



GHTOC-120-GL



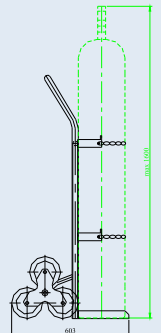
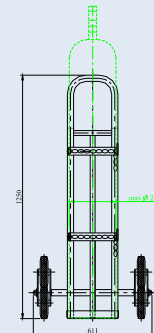
Standard solid rubber tyre,
synthetic rim
VPP 160/20R



GHTS-100-GL



Standard solid rubber tyre,
synthetic rim
VPP 160/20R



TROLLEY FOR GAS BOTTLE

Type	GHTOC-30-GL	GHTOC-80-GL	GHTOC-120-GL	GHTS-100-GL
Load capacity, kg	30	80	120	100
Platform size, mm	286x244	355x300	355x343	266x260
Wheel diameter, mm	160	160	160	160
Maximum height of the bottle, mm	354	915	1700	1600
Maximum diameter of the bottle, mm	244	315	300	240
Overall dimensions, mm				
- length	414	470	471	603
- width	469	538	538	611
- height	1097	1100	1300	1250
Dead weight, kg	7.7	8.5	10.0	15.9

THREE WHEELS TROLLEY FOR TWO GAS BOTTLES

GHTDC-300S-PL-GKL

The Three wheels trolley for two gas bottles is equipment, produced according to requirement of customer. The main difference compare to standard Trolley for two gas bottles is a third additional support wheel. The trolley is inclined at an angle of about 30 ° and the load is taken over only by the wheels. This type has two handles, separator and chain which ensures stable fixing of the gas bottles during transportation.



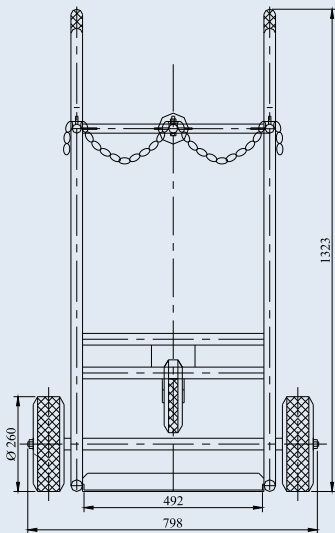
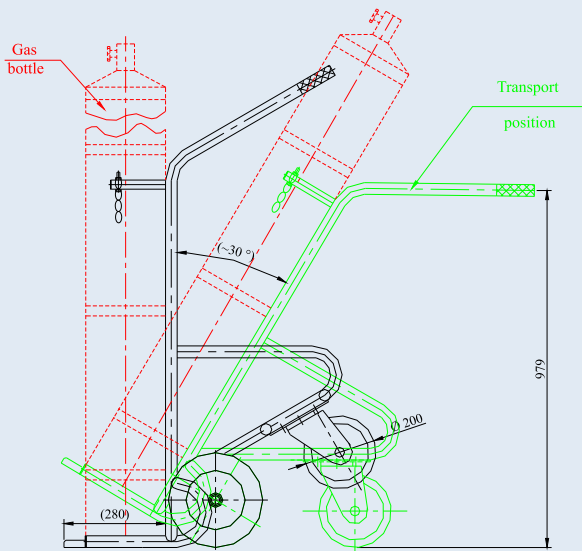
specialized
trolley



Standard solid rubber tyre,
synthetic rim
LE-VPP 200R



Pneumatic tyre,
synthetic rim
PK 262/20-75R-ROT



THREE WHEELS TROLLEY FOR TWO GAS BOTTLES

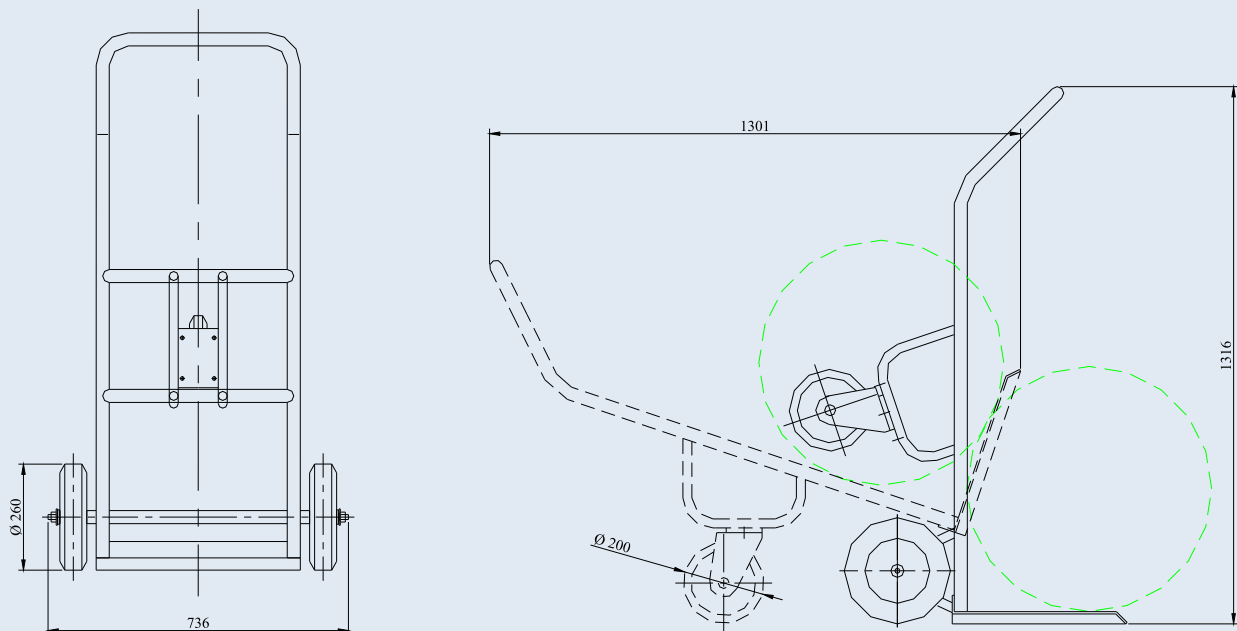
Load capacity, kg
Platform size, mm
Wheels diameter, mm
Wheel diameter of the swivel castor, mm
Overall dimensions, mm
- length
- width
- height
Dead weight, kg

GHTDC-300S-PL-GKL

300
492x280
260
200
764
798
1323
23.5

THREE WHEELS TRANSPORT TROLLEY HTTS-300S-PB-GKB

The Three wheels transport trolley is specialized model, produced according to requirement of customer. Typical for this type is that the load is taken over only by the wheels. There are two pneumatic tyre wheels with steel rim and one swivel castor, made of standard solid rubber tyre and steel rim.



THREE WHEELS TRANSPORT TROLLEY

Load capacity, kg
 Maximum overall height of the load, mm
 Platform size, mm
 Wheels diameter, mm
 Wheel diameter of the swivel castor, mm
 Overall dimensions, mm
 - length
 - width
 - height
 Dead weight, kg

HTTS-300S-PB-GKB

Load capacity, kg	300
Maximum overall height of the load, mm	1020
Platform size, mm	500x365
Wheels diameter, mm	260
Wheel diameter of the swivel castor, mm	200
Overall dimensions, mm	
- length	1316
- width	736
- height	880
Dead weight, kg	25.4

HAND TRUCK **HST-80-PATH**

The Hand truck is specialized equipment on two wheels, designed for easy transport of light small-sized loads and products, documents, newspapers, magazines, flyers, etc. It is suitable for use in pedestrian zones, exhibition halls, administrative buildings, libraries, indoor and outdoor shopping centers, etc. The compact overall dimensions are convenient for transport and use the trolley in every kind of vehicles, including public transport.

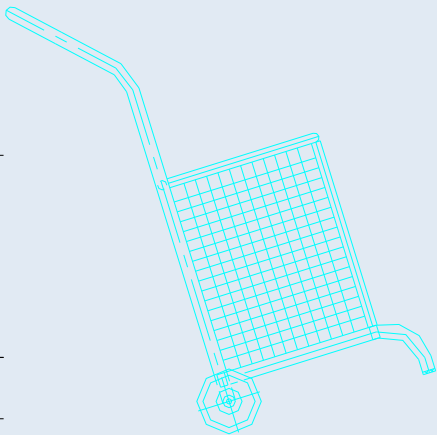
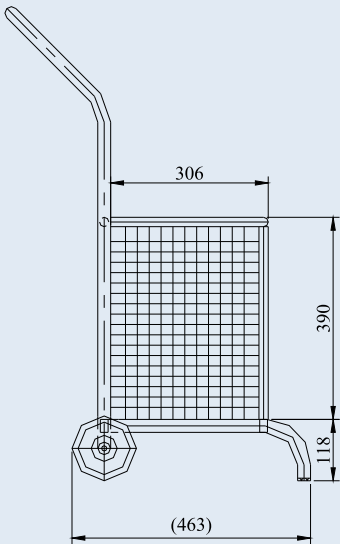
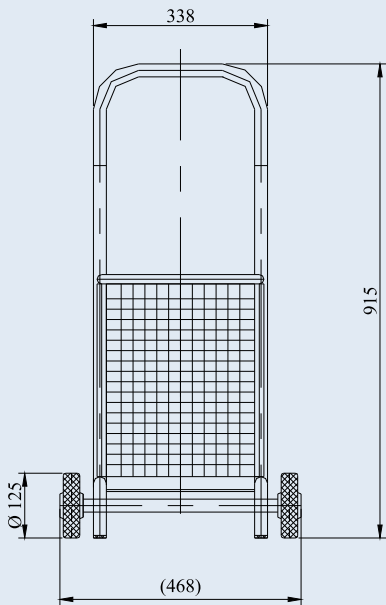


specialized
trolley



Nylon wheel centre with
polyurethane tread
PATH 125/12G

HST-80-PATH



HAND TRUCK

Load capacity, kg
Platform size, mm
Height to the platform, mm
Wheel diameter, mm
Overall dimensions, mm
- length
- width
- height
Dead weight, kg

HST-80-PATH

80
306x300
118
125

593
468
915
9.3

HALF BOX HAND TRUCK **HTHB-250-PL**

The Half box hand truck is equipment for transport of small sized boxes. The fences areas from three sides protect the load. The wheels are with pneumatic tyres and provide excellent operational comfort for uneven floors.



HTHB-250-PL

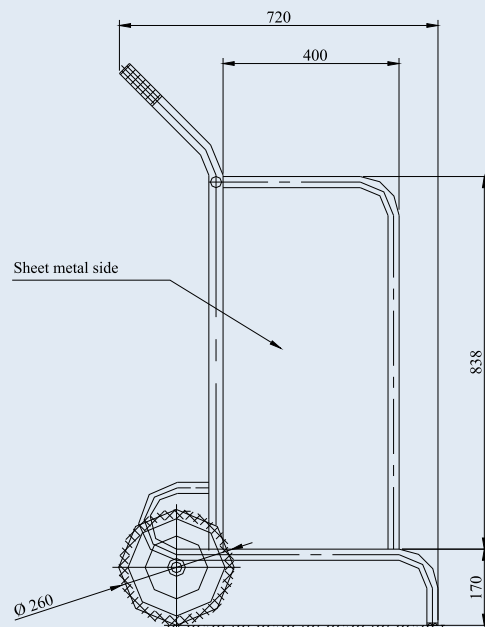
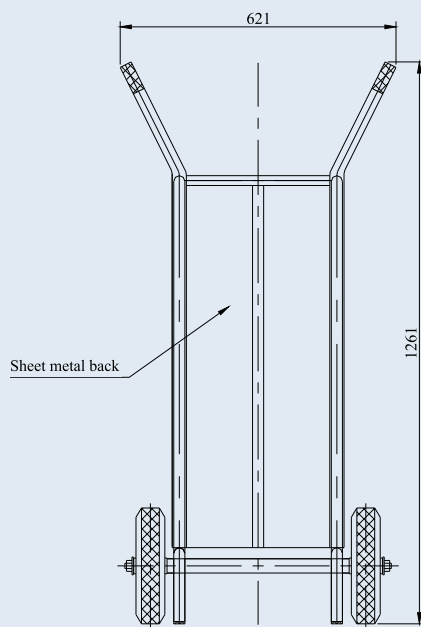
specialized
trolley



Pneumatic tyre,
synthetic rim
PK 262/20-75R-ROT



Pneumatic tyre,
pressed steel rim
P 263/20-75R



HALF BOX HAND TRUCK

Load capacity, kg
Platform size, mm
Height to the platform, mm
Wheel diameter, mm
Overall dimensions, mm
- length
- width
- height
Dead weight, kg

HTHB-250-PL

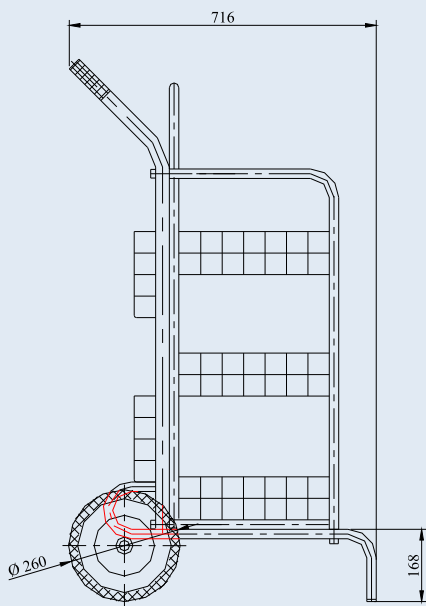
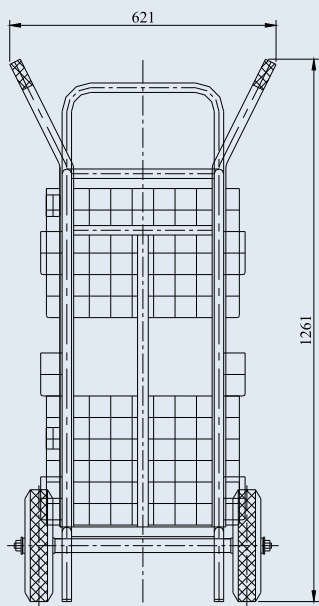
250
326x400
170
260

720
621
1261
22.9

HAND TRUCK FOR NEWSPAPERS, MAGAZINES AND FLYERS

HTPL-250-PL

The Hand truck for newspapers, magazines and flyers is specialized equipment, designed according to requirement of customer. The main function of the trolley is as movable point for sale of newspapers and magazines. It is suitable for use at public places - metro stations, stations, bus stops, subways, etc. The wheels are with pneumatic tyres and the trolley easy overcome obstacles, sills and uneven floors.



HAND TRUCK FOR NEWSPAPERS, MAGAZINES AND FLYERS	HTPL-250-PL
Load capacity, kg	250
Platform size, mm	352x332
Height to the platform, mm	168
Wheel diameter, mm	260
Overall dimensions, mm	
- length	716
- width	621
- height	1261
Dead weight, kg	22.9

TROLLEY FOR MANIPULATE OF DRUM **HTB-300-GL-GKL**

The Trolley for manipulate of drum is extremely functional equipment which is suitable for work with standard steel oil drums with volume of 200/216 l. The special design allows pouring the liquid when the barrel is in the transport position. The main model which is producing has load capacity up to 300 kg. There are two wheels with standard solid rubber tread and one one support swivel castor which is provide additional security during maintaining and transporting of tank.



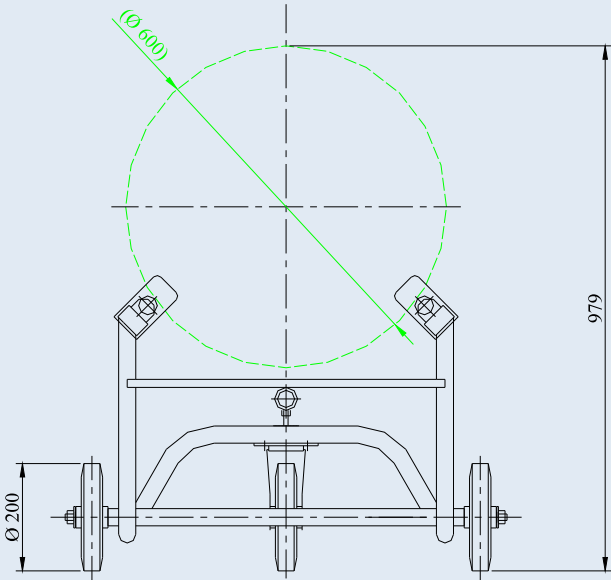
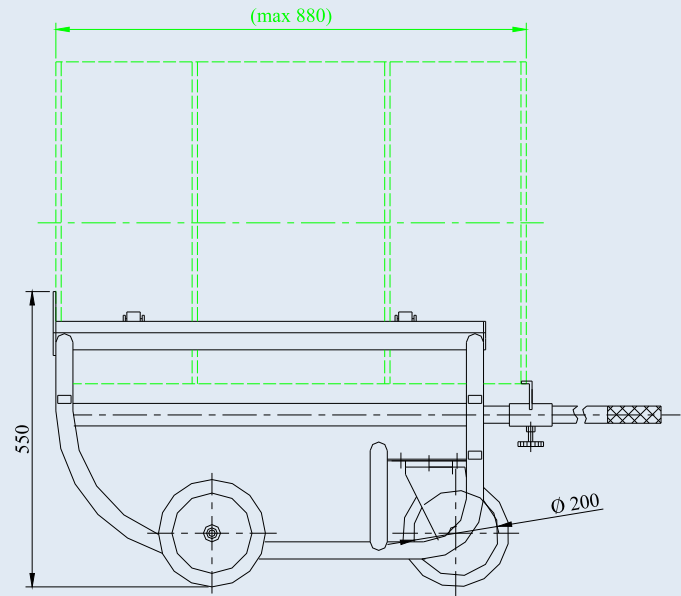
HTB-300-GL-GKL



Standard solid rubber tyre,
synthetic rim
LE-VPP 200R



Standard solid rubber tyre,
synthetic rim
VPP 200/20R



TROLLEY FOR MANIPULATE OF DRUM

Load capacity, kg
Wheels diameter, mm
Wheel diameter of the swivel castor, mm
Overall dimensions, mm
- length (min/max)
- width
- height
Dead weight, kg

HTB-300-GL-GKL

300
200
200
980/ 1500
827
550
23.9

TROLLEY FOR LONG MATERIALS **TTLM-400-PL-GKL**

The Trolley for long materials is equipment with load capacity up to 400 kg. It is suitable for transport of long materials – wooden slats, PVC pipes, metal profiles, etc. There are two pneumatic tyre wheels and one swivel support castor with solid rubber tread.



TTLM-400-GKL

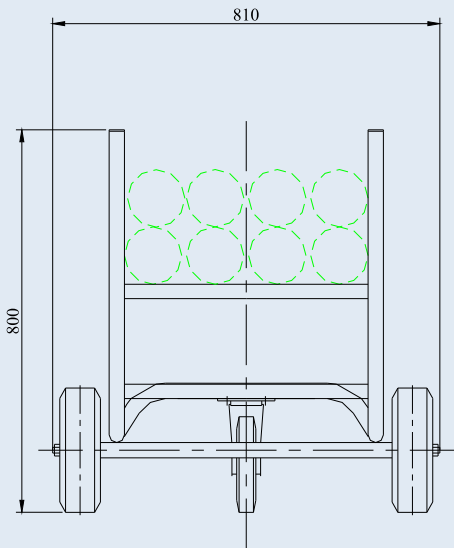
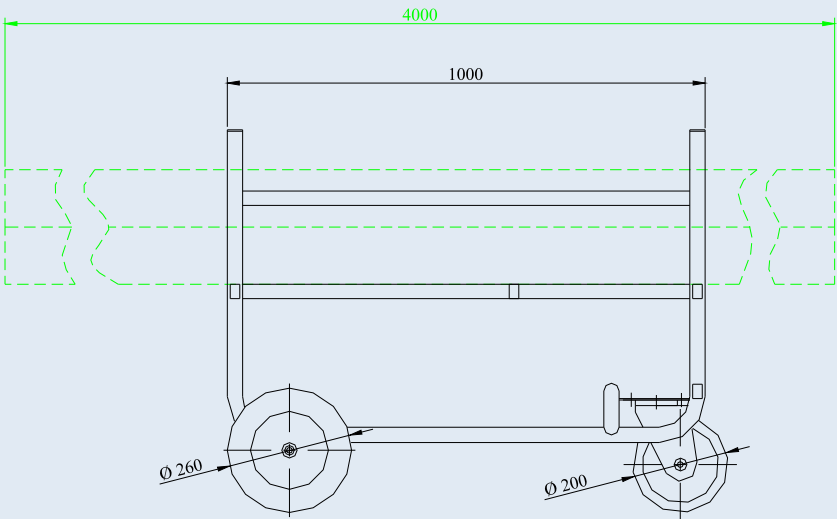
specialized
trolley



Standard solid rubber tyre,
synthetic rim
LE-VPP 200R



Pneumatic tyre,
synthetic rim
PK 262/20-75R-ROT



TROLLEY FOR LONG MATERIALS

Load capacity, kg
Maximum length of the load, mm
Platform size, mm
Wheels diameter, mm
Wheel diameter of the swivel castor, mm
Overall dimensions, mm
- length
- width
- height
Dead weight, kg

TTLM-400-PL-GKL

400
4000
936x510
260
200
1000
810
800
22

BOX TROLLEY BT-300VIP-800x600x600-GKB

The Box trolley is suitable for transport of small-sized items, cartons, textiles, etc. The meshwork sides protect the load from falling or spilling. It is convenient for outdoor and indoor use in stores, administrative, production and warehouse facilities, tailoring companies, hospitals, etc. This type is different from the standard Box trolley because moveable longitudinal half-side is displaced as much as possible to the bottom and secures more convenient quick and easy access to inside area of the trolley. The other main difference of construction is the compact handle, which allows the trolley to be put under a racks. The wheels are with steel rim and black standard solid rubber tyre.



BT-300VIP-GKB

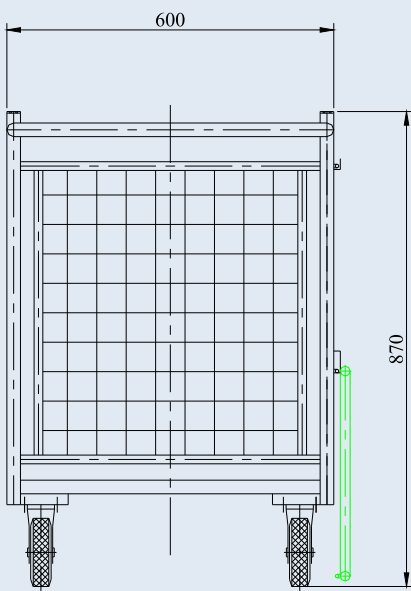
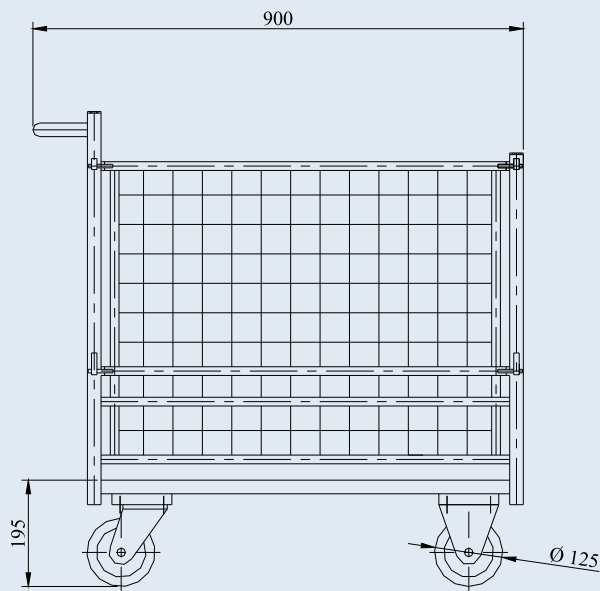
specialized
trolley



Standard solid rubber tyre,
pressed steel rim
LE-VE 125R



Standard solid rubber tyre,
pressed steel rim
B-VE 125R



BOX TROLLEY

Load capacity, kg
Platform size, mm
Height to the platform, mm
Wheel diameter, mm
Overall dimensions, mm
- length
- width
- height
Dead weight, kg

BT-300VIP-800x600x600-GKB

300
800x600
195
125
900
600
870
27.2

BOX TROLLEY **BT-600VIP-800x600x600C-POEV**

The Box trolley is equipment with compact overall dimensions and high load capacity – 600 kg. It is suitable for transport of small-sized items, packages, cartons, etc. This type is different from the standard Box trolley because the moveable longitudinal half-side is displaced as much as possible to the bottom and secures more convenient quick and easy access to inside area of the trolley. The compact handle allows to put the trolley under a racks. The meshwork areas from all sides of trolley secure protect the load from falling or spilling. The top part is movable and can be sealed. The wheels are made from nylon with rubber tread.



BT-600VIP-POEV

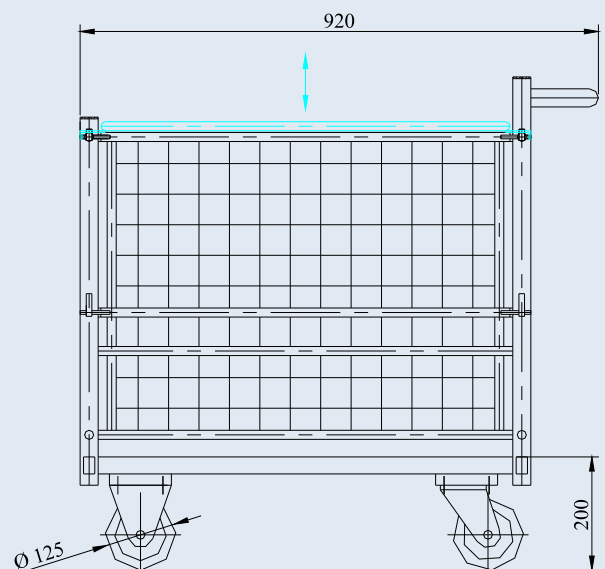
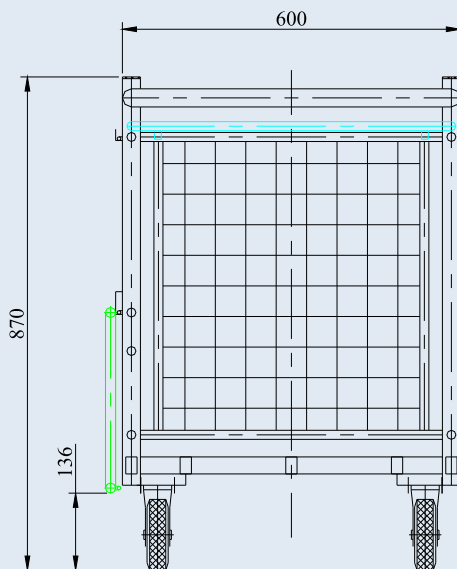
specialized
trolley



Nylon wheel centre with
elastic solid rubber tyre
L-POEV 125R



Nylon wheel centre with
elastic solid rubber tyre
B-POEV 125R



BOX TROLLEY

Load capacity, kg
Platform size, mm
Height to the platform, mm
Wheel diameter, mm
Overall dimensions, mm
- length
- width
- height
Dead weight, kg

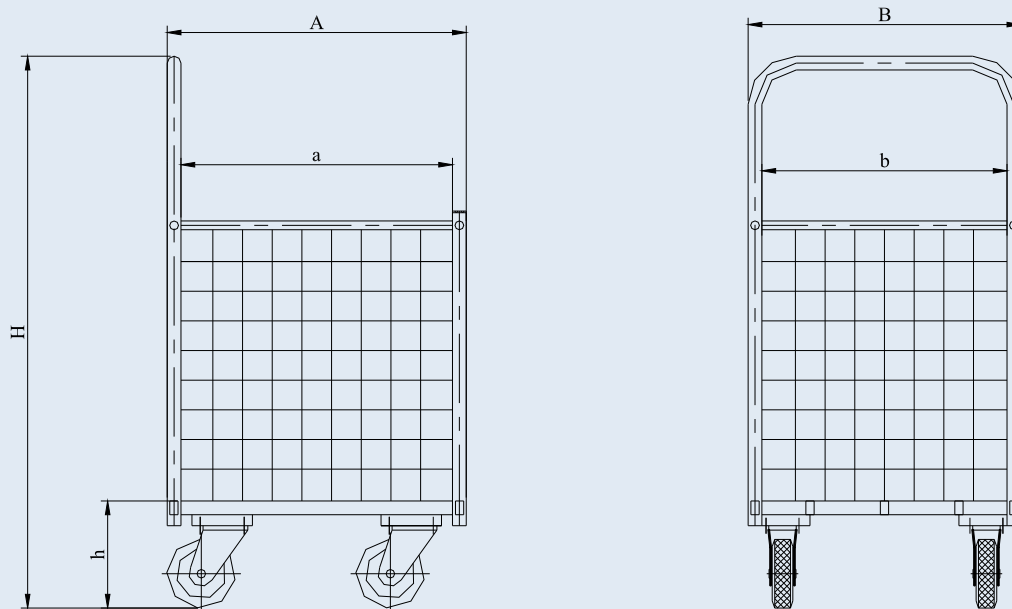
BT-600VIP-800x600x600C-POEV

600
800x600
200
125
920
610
870
32.3

BOX TROLLEYS

BT-300AJ-600x500x600-GKB and BT-300AJ-500x450x500-VE

This types of Box trolleys are suitable for transport of folders, documents, archives, etc. They have a deep space and four sides meshwork 50x50 mm. The comfortable handle makes it easier for people of different heights to feel comfortable when pushing the trolley. They are used in administrative and court buildings, archives, libraries, etc. The wheels are with steel rim and black standard solid rubber tyre.



BOX TROLLEY

Type	BT-300AJ-600x500x600-GKB	BT-300AJ-500x450x500-VE
Load capacity, kg	300	300
Platform size (axb), mm	600x500	500x450
Height to the platform (h), mm	195	195
Wheel diameter, mm	125	125
Overall dimensions, mm		
- length (A)	755	550
- width (B)	550	500
- height (H)	1213	1005
Dead weight, kg	21.3	18.5

BOX TROLLEY **BTS-250-900x440x1840-PATH**

The Box trolley is equipment designed according to requirement of customer for transport of archive folders. The meshwork areas from three sides protect the load from falling or spilling. The fourth side is fully open and provide easy access to the content of a trolley. It is used in administrative and archive buildings. The wheels are made from nylon with polyurethane tread.



BTS-250-PATH

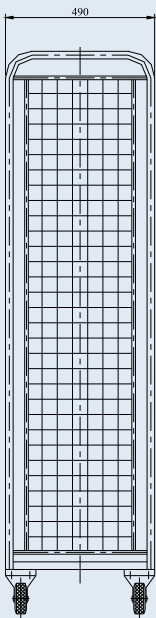

specialized
trolley



Nylon wheel centre with
polyurethane tread
LE-PATH 100G



Nylon wheel centre with
polyurethane tread
B-PATH 100G



BOX TROLLEY

Load capacity, kg
Platform size, mm
Height to the platform, mm
Wheel diameter, mm
Overall dimensions, mm
- length
- width
- height
Dead weight, kg

BTS-250-900x440x1840-PATH

250
900x440
170
100
950
490
1840
28.2

STORAGE BOX TROLLEY **BT-800-1200x800x1300-GKB-2FI**

The Storage box trolley is equipment produced according to requirement of customer. The meshwork areas from three sides protect the load from falling or spilling. The fourth side is fully open and provide easy access to the content of a trolley. It is suitable for transport of packaged loads – boxes, cartons, textile, etc. in stores, production and warehouse facilities, tailoring companies, hospitals, etc. The wheels are made of steel rim and black standard solid rubber tyre. The swivel castors are with brakes for an additional security on sloping areas.



BT-800-GKB-2FI

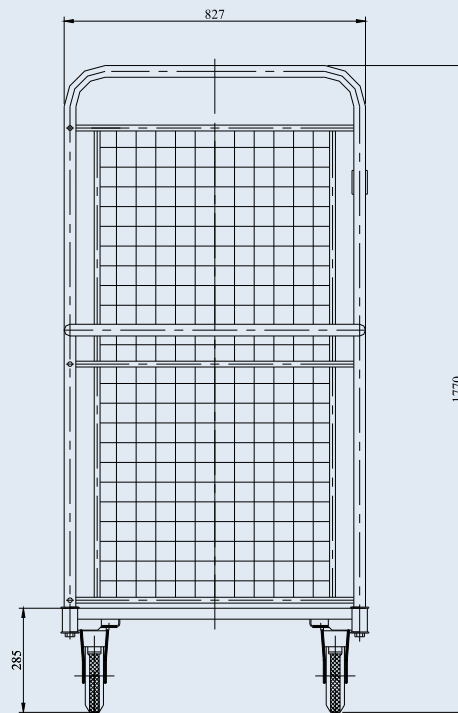
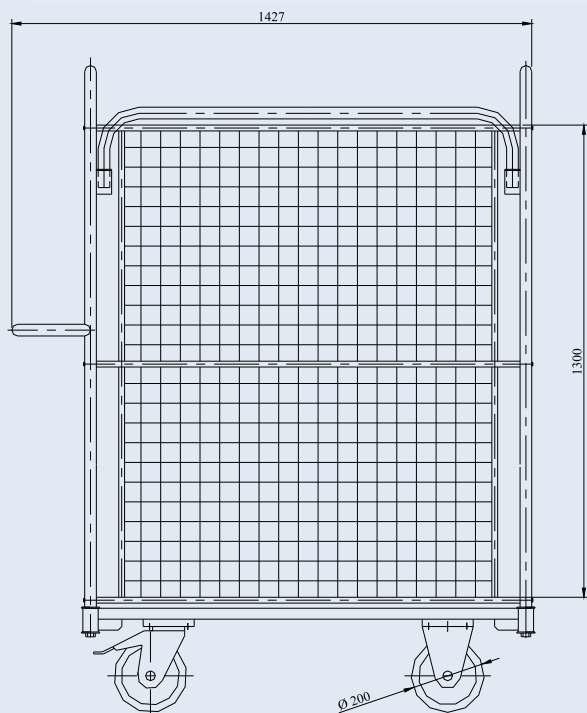
specialized
trolley



Standard solid rubber tyre,
pressed steel rim
LE-VE 200R-FI



Standard solid rubber tyre,
pressed steel rim
B-VE 200R



STORAGE BOX TROLLEY

Load capacity, kg
Platform size, mm
Height to the platform, mm
Wheel diameter, mm
Overall dimensions, mm
- length
- width
- height
Dead weight, kg

BT-800-1200x800x1300-GKB-2FI

800
1200x800
285
200
1427
827
1770
64

BOX TROLLEY BT-540I-1200x800x1800-GKL

The Box trolleys are universal equipment for transport of small goods, wrapping, cartons, boxes, textile, etc. The meshwork areas protect the load from falling or spilling. It is suitable for outdoor and indoor use in stores, production and warehouse facilities, tailoring companies, hospitals, etc. The moveable longitudinal half-side secures convenient quick and easy access to inside area of the trolley. This type is higher than standard Box trolley.



BT-540I-GKL

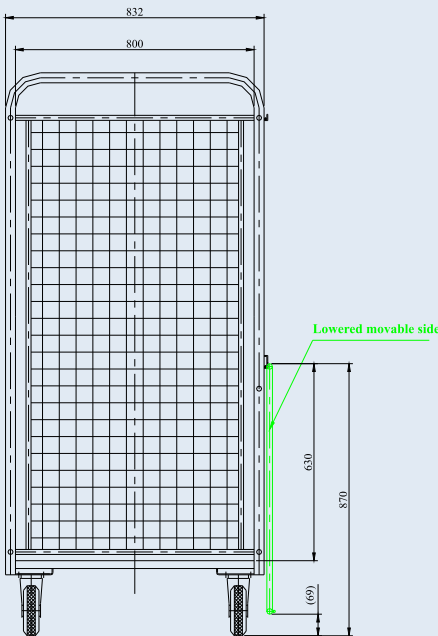
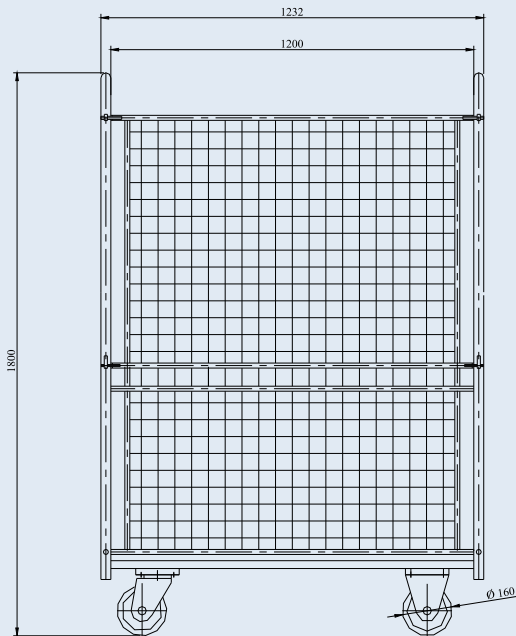
specialized
trolley



Standard solid rubber tyre,
synthetic rim
LE-VPP 160R



Standard solid rubber tyre,
synthetic rim
B-VPP 160R



BOX TROLLEY

Load capacity, kg
Platform size, mm
Height to the platform, mm
Wheel diameter, mm
Overall dimensions, mm
- length
- width
- height
Dead weight, kg

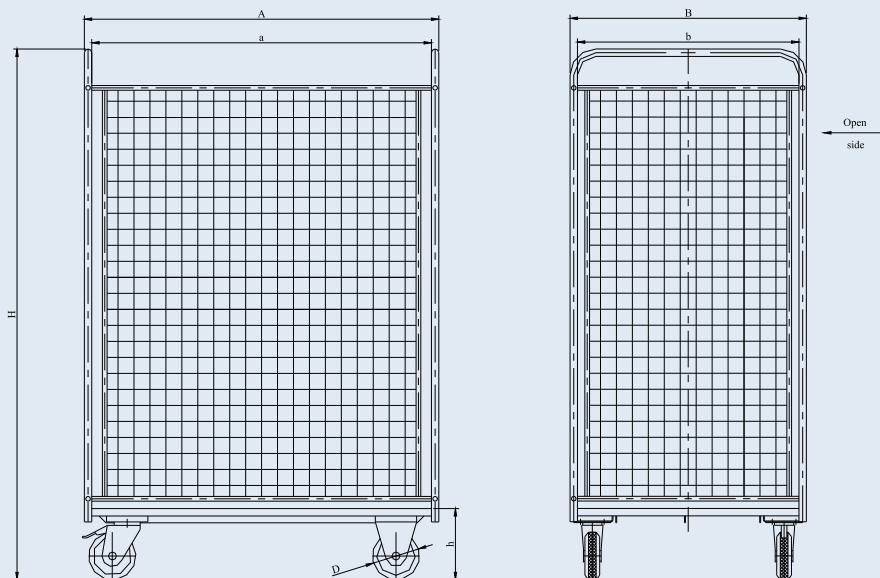
BT-540I-1200x800x1800-GKL

540
1200x800
240
160
1232
832
1800
66.5

BOX TROLLEYS

BT-400DHL-1200x800x1790-GKB and BT-300DHL-800x700x1700-GKB

This model of Box trolleys is one type equipment with different dimension and load capacity. They are produced according to requirement of customer. The meshwork areas from three sides protect the load from falling or spilling. The fourth side is fully open and provide easy access to the content of a trolley. The bottom of the trolleys is made of particle board. It is suitable for transport of packaged loads – boxes, cartons, textile, etc. in logistic centers, stores, production and warehouse facilities, tailoring companies, hospitals, etc. The swivel castors could be with brakes for a fixing of the trolley.

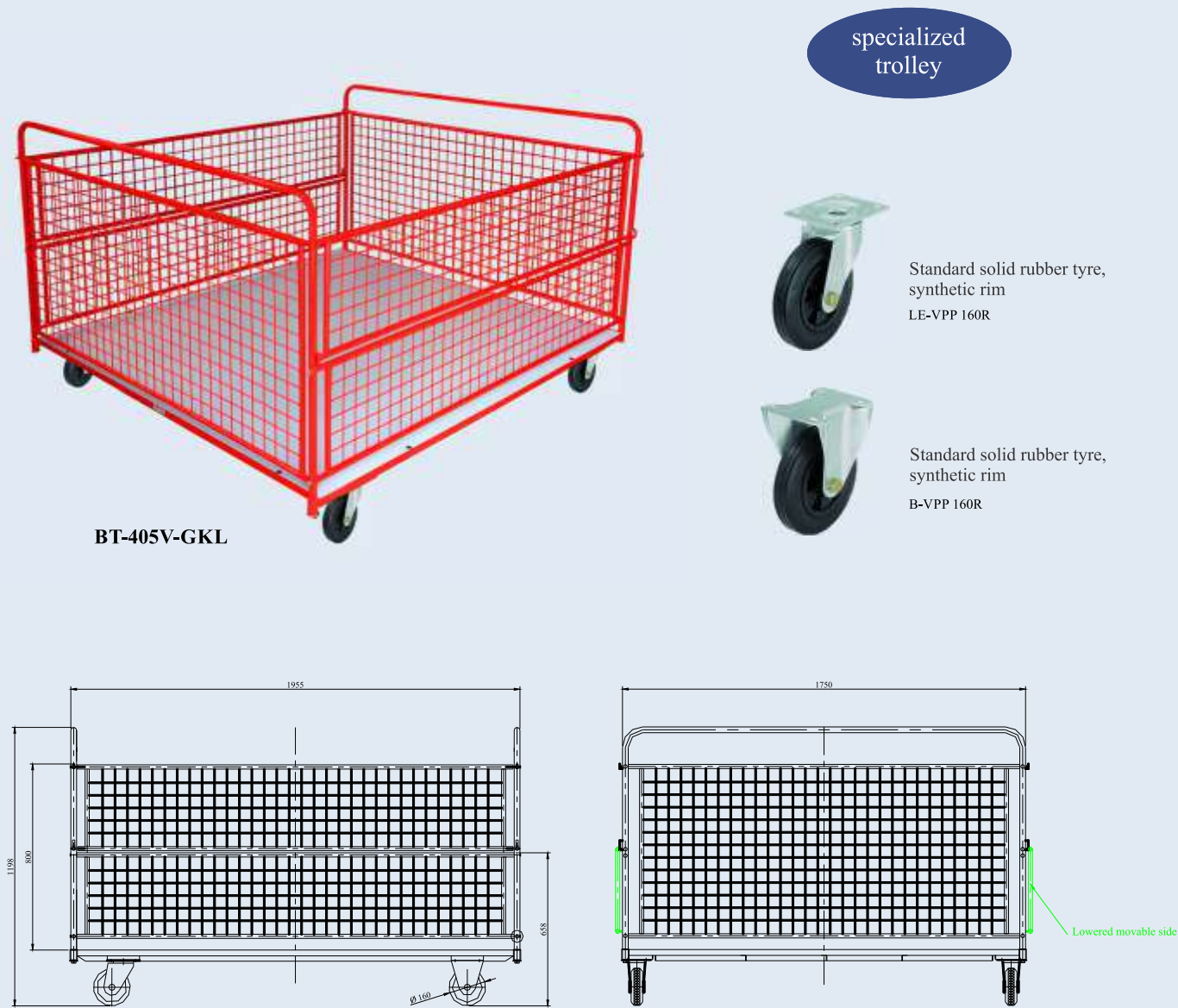


BOX TROLLEY

Type	BT-400DHL-1200x800x1790-GKB	BT-300DHL-800x700x1700-GKB
Load capacity, kg	400	300
Platform size (axb), mm	1150x750	750x650
Height to the platform (h), mm	240	195
Wheel diameter (D), mm	160	125
Overall dimensions, mm		
- length (A)	1200	800
- width (B)	800	700
- height (H)	1790	1700
Dead weight, kg	58.9	42.9

BOX TROLLEY BT-405V-1900x1700-GKL

The Box trolley is designed for a needs of manufacturer of furniture, for transport of textiles. The trolley has large overall dimensions. It is suitable for use in production and warehouse facilities. The construction is prefabricated. The bottom is made of technical plywood 22 mm, fixed to a floor frame. The meshwork sides protect the load from falling or spilling. The moveable longitudinal half-side secures convenient quick and easy access to inside area of the trolley.



BT-405V-GKL

BOX TROLLEY

Load capacity, kg
Platform size, mm
Height to the platform, mm
Wheel diameter, mm
Overall dimensions, mm
- length
- width
- height
Dead weight, kg

BT-405V-1900x1700-GKL

405
1900x1700
240
160
1955
1750
1198
125.2

BOX TROLLEY BT-600BC-1200x800-GKP

The Box trolley is designed for transport of wrapping, cartons, boxes, etc. The meshwork areas protect the load from falling or spilling. The moveable longitudinal half-side secures convenient quick and easy access to inside area of the trolley. It is suitable for uneven floors and outdoor use. It is easy to overcome obstacles because of a big diameter of pneumatic wheels. The differences between this type and a standard Box trolley are higher load capacity and overall dimensions, suitable for uneven land.



BT-600BC-GKP

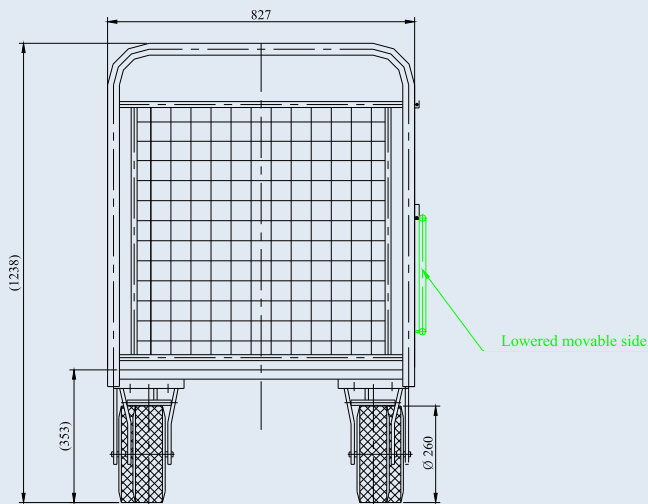
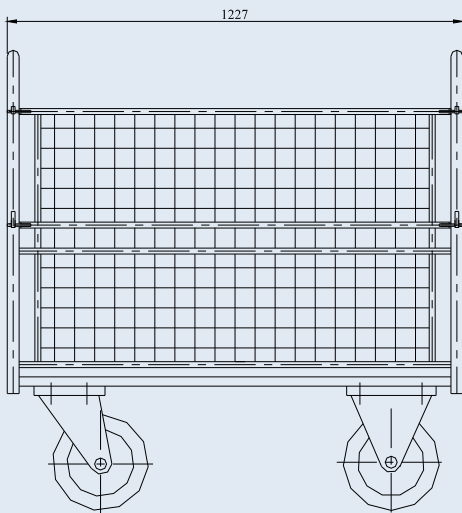
specialized
trolley



Pneumatic tyre,
pressed steel rim
L-P 263R



Pneumatic tyre,
pressed steel rim
B-P 263R



BOX TROLLEY

Load capacity, kg
Platform size, mm
Height to the platform, mm
Wheel diameter, mm
Overall dimensions, mm
- length
- width
- height
Dead weight, kg

BT-600BC-1200x800-GKP

600
1200x800
353
260
1227
827
1238
58.7

BOX TROLLEY FOR LATHS BTL-600-1720x810x1100-GKL

The Box trolley is designed for transport of long materials, laths, wooden slats, boards, etc. It is suitable for outdoor and indoor use in stores, production and warehouse facilities. The moveable longitudinal half-side secures convenient quick and easy access to inside area of the trolley. This type is longer and with higher load capacity than standard Box trolley. The wheels are made of polypropylene wheel center and black standard solid rubber tyre.



BTL-600-GKL

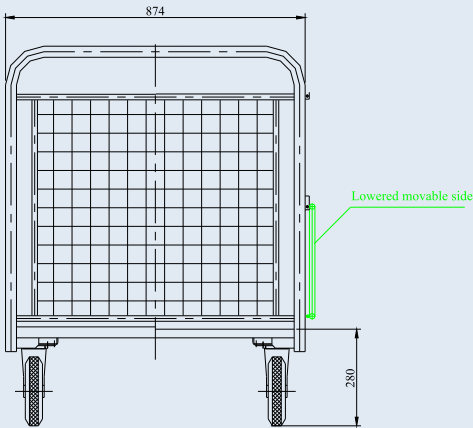
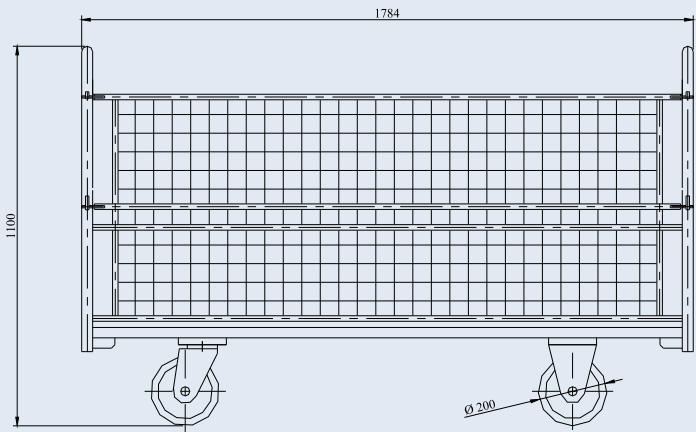
specialized
trolley



Standard solid rubber tyre,
synthetic rim
LE-VPP 200R



Standard solid rubber tyre,
synthetic rim
B-VPP 200R



BOX TROLLEY FOR LATHS

Load capacity, kg
Platform size, mm
Height to the platform, mm
Wheel diameter, mm
Overall dimensions, mm
- length
- width
- height
Dead weight, kg

BTL-600-1720x810x1100-GKL

600
1720x810
280
200
1784
874
1010
62

RACK SHOP TROLLEY **BTV-200-900x700x1600-VPA**

The Rack shop trolley is equipment produced according to requirement of customer. The trolley has four shelves on each side as load capacity of each of them is 25 kg. It is suitable for transport of small-sized goods, wrapping, cartons, boxes, etc., for outdoor and indoor use in stores, production and warehouse facilities, tailoring companies, etc. The safety fences protect the load from falling or spilling. All of the castors are swivels, with non-marking gray rubber tread and ensure maneuverability of the trolley.

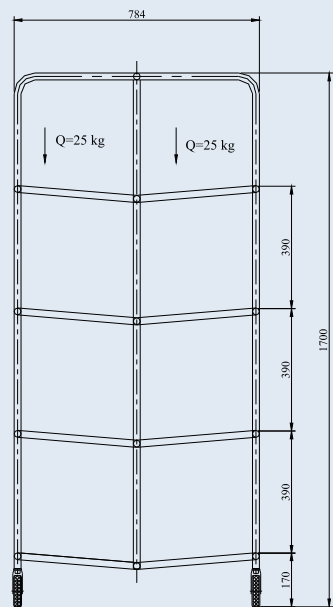



BTV-200-VPA

specialized
trolley



Grey non-marking rubber tyre,
thread guard
LRA-VPA 100K-FA



RACK SHOP TROLLEY

Total load capacity, kg
Shelf size, mm
Distance between shelves, mm
Load capacity per shelf, kg
Height to the bottom shelf, mm
Wheel diameter, mm
Overall dimensions, mm
- length
- width
- height
Dead weight, kg

BTV-200-900x700x1600-VPA

200
910x288
370
25
170
100
954
784
1700
40

RACK SHOP TROLLEY **BTV-300A-900x700x1600-LER125**

The Rack shop trolley is specialized equipment with eight shelves on each side as load capacity of each of them is 18 kg. It is suitable for transport of small-sized goods, wrapping, cartons, textile, etc. The meshwork sides protect the load from falling or spilling. The shelves allows sorting, storage and transporting at the same time a large number of elements. All of the castors are swivels and ensure maneuverability of the trolley. The wheels are with steel rim and black standard solid rubber tyre.

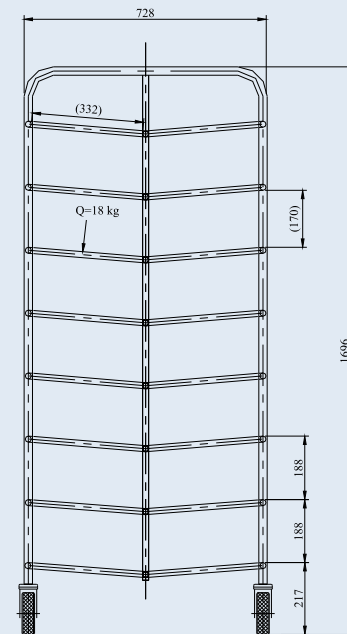


BTV-300A-LER125



Standard solid rubber tyre,
pressed steel rim

LER-VE 125R



RACK SHOP TROLLEY

Total load capacity, kg
Shelf size, mm
Distance between shelves, mm
Load capacity per shelf, kg
Height to the bottom shelf, mm
Wheel diameter, mm
Overall dimensions, mm
- length
- width
- height
Dead weight, kg

BTV-300A-900x700x1600-LER125

300
938x332
170
18
217
125

988
728
1696
54.4

TRANSPORT BOX TROLLEY **BTT-350-800x600x1200-GKB-FI**

The Transport box trolley is equipment produced according to requirement of customer. The meshwork from all sides protect from unauthorized access to the content. There are two doors with lock and it is possible to put a padlock for extra security. Upon request could be places one removable shelf. It is suitable for storage and transport of precious items – money, jewelry, etc. All of the castors are swivels and ensure maneuverability of the trolley, two of them are with brakes. The wheels are with steel rim and black standard solid rubber tyre.



BTT-350-GKB-FI

specialized
trolley



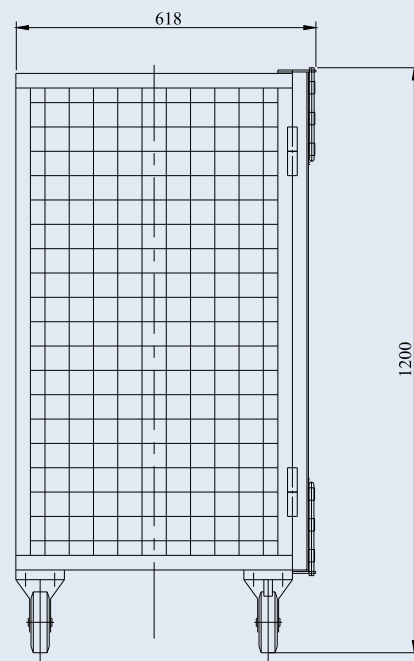
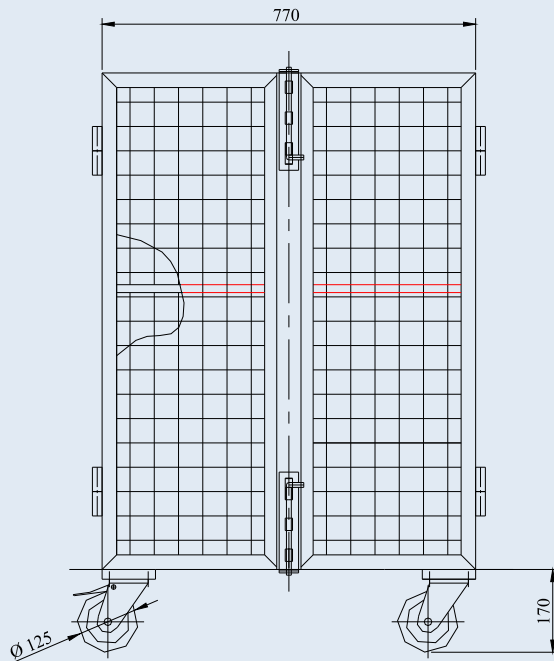
Standard solid rubber tyre,
pressed steel rim
LE-VE 125R-FI



Standard solid rubber tyre,
pressed steel rim
LE-VE 125R



Up and down lock



TRANSPORT BOX TROLLEY

Total load capacity, kg
Size of movable shelf, mm
Load capacity of movable shelf, kg, kg
Height to the platform, mm
Wheel diameter, mm
Overall dimensions, mm
- length
- width
- height
Dead weight, kg

BTT-350-800x600x1200-GKB-FI

350
800x600
100
170
125
770
618
1200
53.6

TRANSPORT BOX TROLLEY **BTT-800Z-1200x800x1800-GKB**

The Transport box trolley is equipment designed according to requirement of customer. The meshwork from all sides protect from unauthorized access to the content. The load capacity is 800 kg. There are two doors with lock and it is possible to put a padlock for extra security. It is suitable for storage and transport of precious items – money, jewelry, etc. The wheels are with steel rim and black standard solid rubber tyre.



BTT-800Z-GKB

specialized
trolley



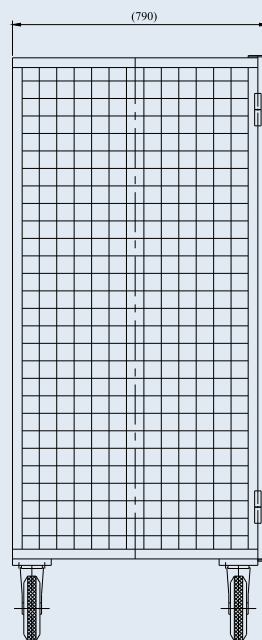
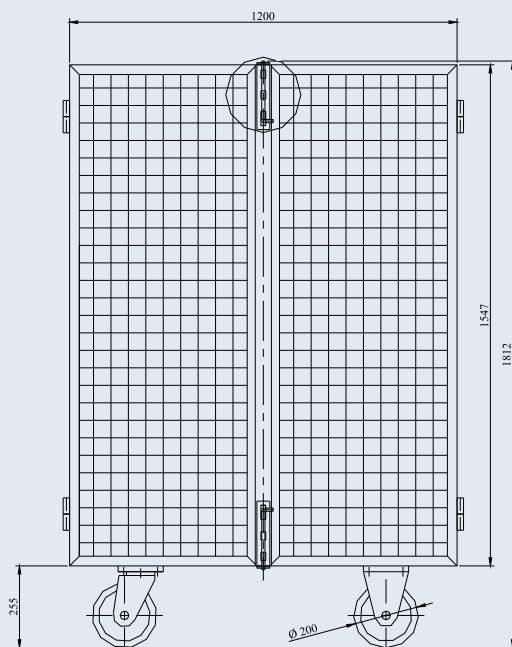
Standard solid rubber tyre,
pressed steel rim
LE-VE 200R



Standard solid rubber tyre,
pressed steel rim
B-VE 200R



Up and down lock



TRANSPORT BOX TROLLEY

Load capacity, kg
Platform size, mm
Height to the platform, mm
Wheel diameter, mm
Overall dimensions, mm
- length
- width
- height
Dead weight, kg

BTT-800Z-1200x800x1800-GKB

800
1200x800
255
200
1200
790
1812
83.5

HAND TRANSPORT TROLLEY TT-500-1200x800-PL

The Hand transport trolley is comparatively universal equipment for transport of loads. The platform is made of technical plywood. There is lever and steering gear for manage of the trolley. It is suitable for use on uneven floors in warehouse and production facilities. The wheels are with pneumatic tyres and polypropylene rim.



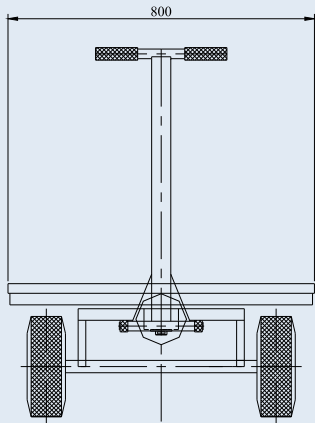
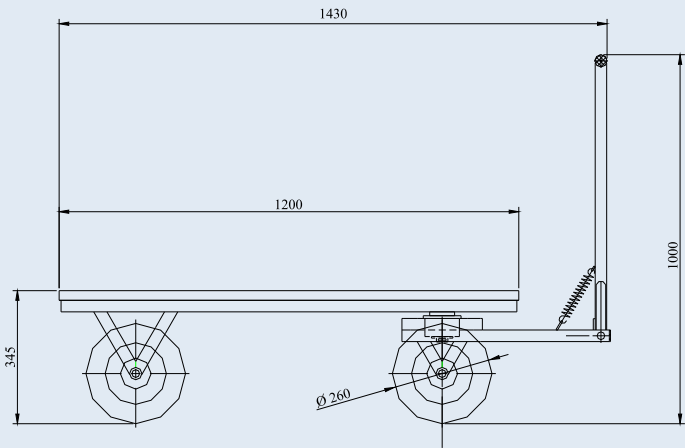
specialized
trolley



Pneumatic tyre,
synthetic rim
PK 262/20-75R-ROT



Pneumatic tyre,
pressed steel rim
P 263/20-75R



HAND TRANSPORT TROLLEY

Load capacity, kg
Platform size, mm
Height to the platform, mm
Wheel diameter, mm
Overall dimensions, mm
- length
- width
- height
Dead weight, kg

TT-500-1200x800-PL

500
1200x800
345
260
1430
800
1000
55.2

TRANSPORT TROLLEY **TT-1000-1800x1000-PB**

The Transport trolley is equipment designed according to requirement of customer. The upper platform is made of technical plywood. The construct of the trolley include front drawbar with steering gear and back fixed element for attaching a front drawbar. It is possible composition assembly from several trolleys which can be pull from forklift trucks with speed up to 25km/h. It is suitable for use in big warehouse and production facilities, airports, stations, etc. The wheels are with pneumatic tyres and steel rim.

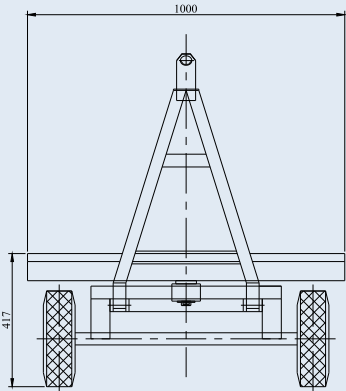
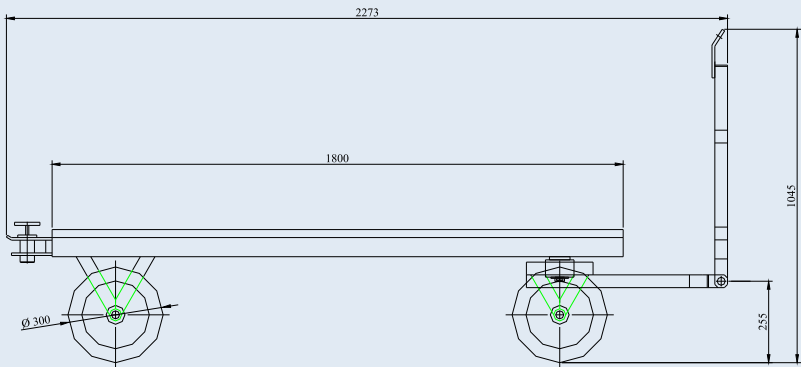


TT-1000-PB

specialized
trolley



Pneumatic tyre,
pressed steel rim
PS 310/25-75K



TRANSPORT TROLLEY

Load capacity, kg
Platform size, mm
Height to the platform, mm
Wheel diameter, mm
Overall dimensions, mm
- length
- width
- height
Dead weight, kg

TT-1000-1800x1000-PB

1000
1800x1000
417
300
2273
1000
1045
156.3

TRANSPORT BOX TROLLEY **TBT-500-1200x800-PB**

The Transport box trolley is special designed equipment for use at airports, train stations and logistic centres for transport of loads including under customs control. The meshwork from all sides protect the load from falling or spilling. The roof is made of aluminum sheet. There are two doors with lock and two removable shelves. The three levels are with rubber cover to protect the load and prevent slipping while the trolley is on motion. The trolley has drawbar and it is possible composition assembly from several trolleys which can be pull from forklift trucks with speed up to 25km/h. There is convenient handle additionally for manual towing of the trolley. The wheels are with pneumatic tyre and the swivel castors are with brakes.



TBT-500-PB

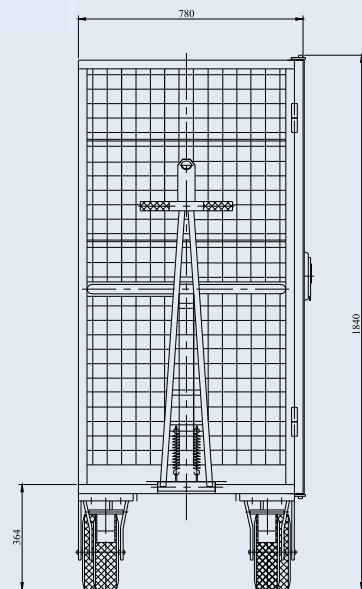
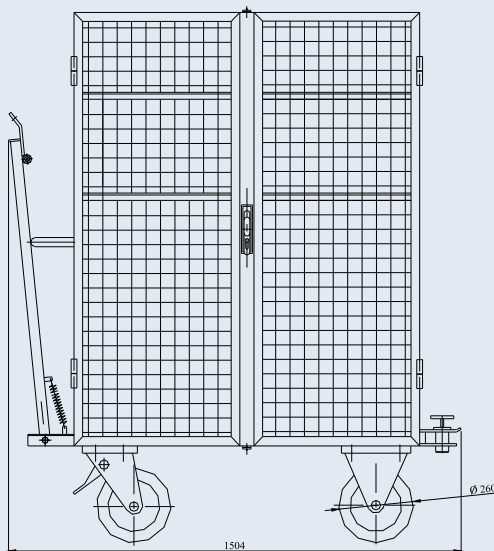
specialized
trolley



Pneumatic tyre,
pressed steel rim
L-P 260R-ST



Pneumatic tyre,
pressed steel rim
B-P 260R



TRANSPORT BOX TROLLEY

Total load capacity, kg
Size of shelves, mm
Load capacity per shelf, kg, kg
Height to the platform, mm
Load capacity of platform, kg
Wheel diameter, mm
Overall dimensions, mm
- length
- width
- height
Dead weight, kg

TBT-500-1200x800-PB

500
1140x690
60
364
380
260
1504
780
1840
149

HAND TRANSPORT TROLLEY **TPT-300-566x470-PL-SG**

The Hand transport trolley is specialized equipment with load capacity up to 300 kg., designed according to requirement of customer. The trolley provide excellent operational comfort on uneven floors and it is easy to overcome obstacles and sills. It is designed for company performing moving services – for move and transport of heavy furniture, wardrobes, chests of drawer, etc. The wheels are with grey non-marking pneumatic tyres and polypropylene rim.

specialized
trolley



TPT-300-PL-SG



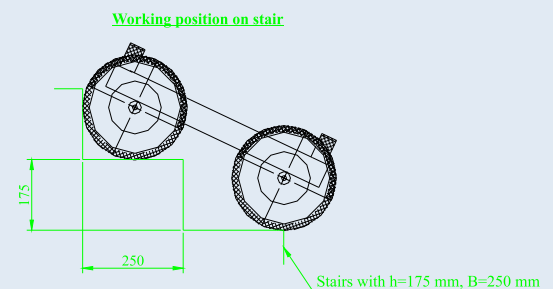
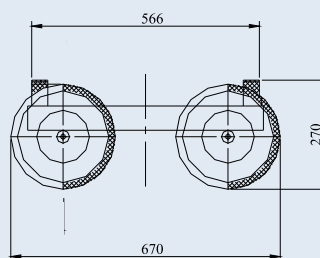
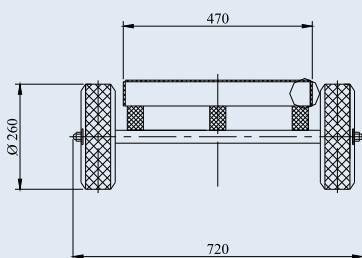
Pneumatic tyre,
synthetic rim,
grey non-marking tyre
PK 262/20-75K-SG



Pneumatic tyre,
synthetic rim
PK 262/20-75R-ROT



Pneumatic tyre,
pressed steel rim
P 263/20-75R



HAND TRANSPORT TROLLEY

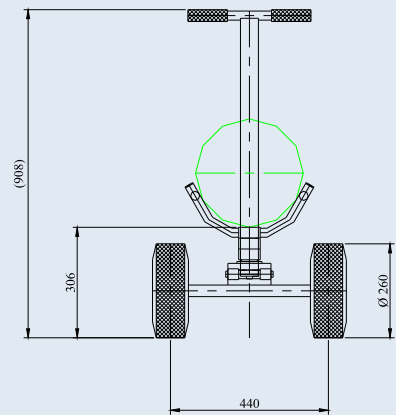
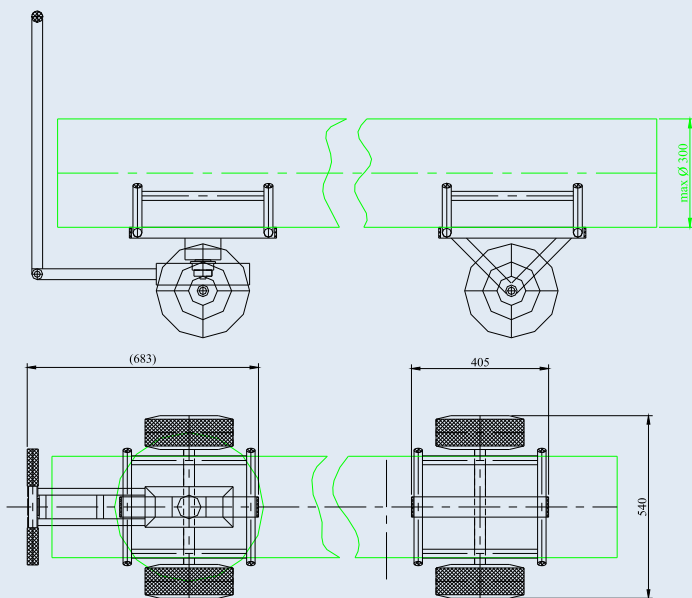
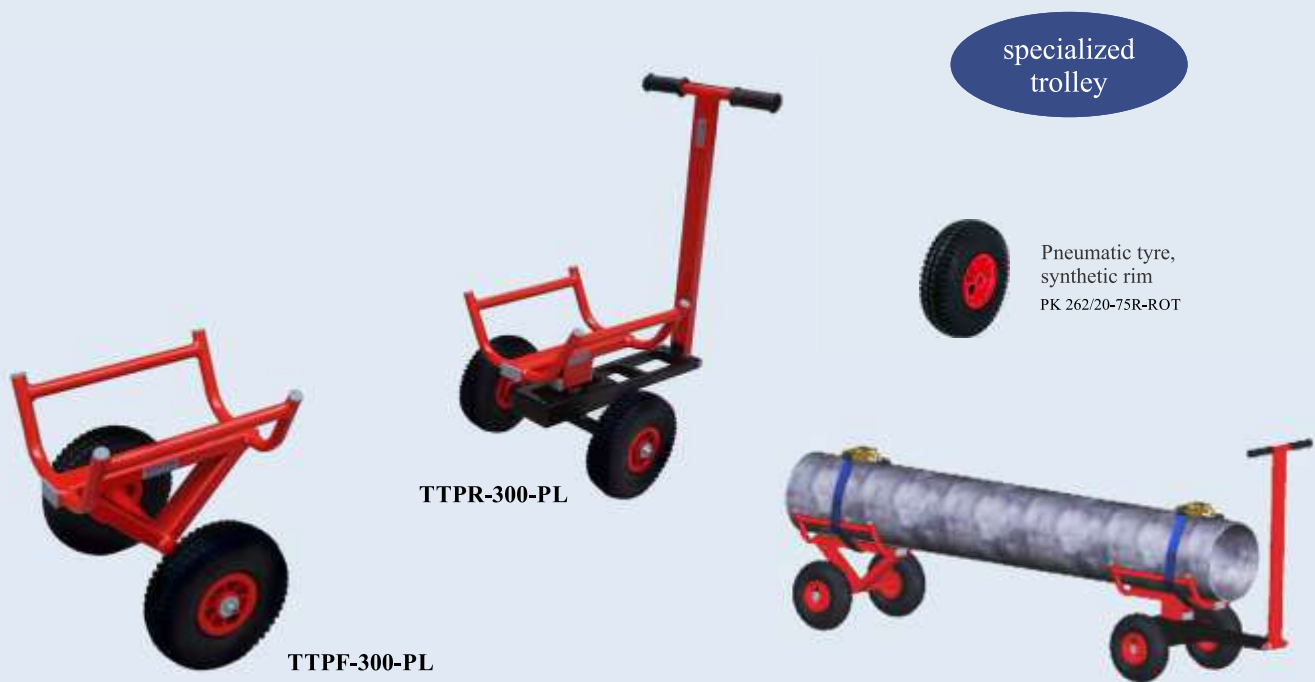
Load capacity, kg
Platform size, mm
Height to the platform, mm
Wheel diameter, mm
Overall dimensions, mm
- length
- width
- height
Dead weight, kg

TPT-300-566x470-PL-SG

300
566x470
270
260
670
720
270
18.9

TRANSPORT TROLLEYS FOR PIPES SET **TTP-600-PL**

The Set of transport trolleys for pipes is specialized equipment which is consist of two trolleys – Rotary TTPR-300-PL and Fixed TTPF-300-PL. Each of them is with load capacity up to 300 kg. They must to use together for transport of long pipes with diameter up to 300 mm. For secure fixing of the pipe on the trolleys is used belts. The leading Rotary trolley has conformable long handle for easy manage and orientation of the composition. The wheels are with pneumatic tyres and provide excellent operational comfort for uneven floors.

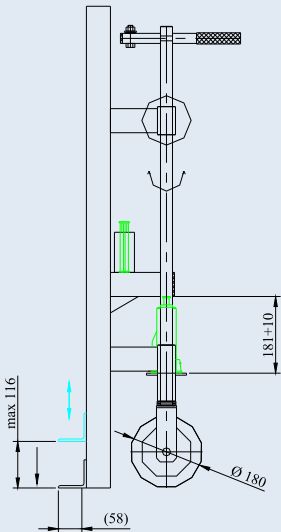
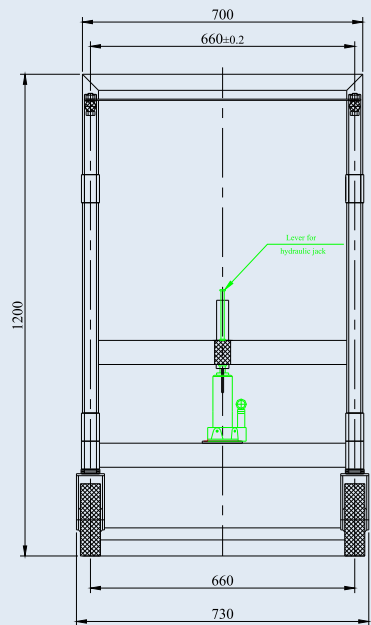


TRANSPORT TROLLEYS FOR PIPES SET

Type	TTPF-300-PL	TTPR-300-PL
Total load capacity of set - 600 kg		
Load capacity per trolley, kg	300	300
Pipe diameter (max), mm	300	300
Wheel diameter, mm	260	260
Overall dimensions, mm		
- length	405	683
- width	540	540
- height	430	908
Dead weight, kg	7.2	16.5

HYDRAULIC LIFTING TRANSPORTER **HLT-1000-ALTH**

The Hydraulic lifting transporter is used at set from 2 pieces of equipment for transport of metal cash boxes, bank safes and other heavy loads with regular parallelepiped shape and load capacity up to 1000 kg. They used together from two opposite sides of the load. The small platforms are put under the load and the ready composition is fixed with a belt. With manual hydraulic jack the bottom side of the trolleys together with the load are levelling up to level 116 mm and after that composition is ready for move on even floor. The transporters are easy to move and turn around without efforts from the people because of convenient handles, swivel castors with polyurethane tread and steering mechanism.



HYDRAULIC LIFTING TRANSPORTER

- Load capacity, kg
- Length of the platform, mm
- Lifting of the platform (max), mm
- Wheel diameter, mm
- Overall dimensions, mm
 - length
 - width
 - height
- Dead weight, kg

HLT-1000-ALTH

- 2x500
- 58
- 116
- 180
- 455
- 730
- 1200
- 54.2

CRANE HAND MOUNTING **CM-300H**

The Hand mounting crane is equipment produced according to requirement of customer with load capacity of 300 kg. The crane is designed for lift and transport of construction panels used for build of bridges, overpasses and other plants. This crane could be used instead of truck cranes or other lifting equipment. The vertical lifting and lowering is realized with a manual chain reel mounted on the crane trolley. The horizontal beam which goes outside of the dimensions of crane, allows installation activities to be performed at a lower level than the main terrain. The compact overall dimensions and manoeuvrability of the crane allow easy transportation to different locations. All of the castors are swivels and during work with crane two of them have to be fixed with brakes. The wheels are made of nylon with polyurethane tread.

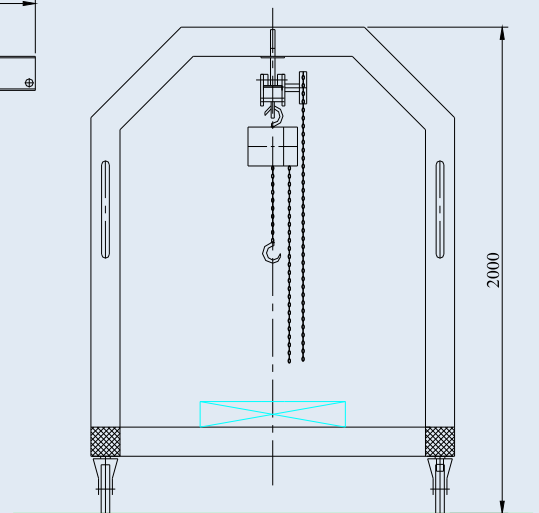
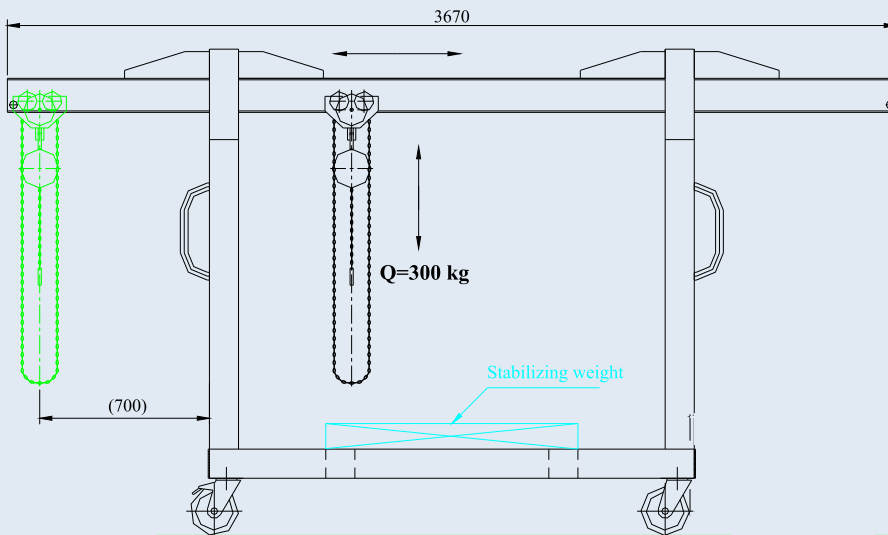
specialized
trolley



Nylon wheel centre with
polyurethane tread
LE-POTH 200R-FI



Nylon wheel centre with
polyurethane tread
LE-POTH 200R



CRANE HAND MOUNTING

Load capacity, kg
Wheel diameter, mm
Lifting mechanism, type
Height of lifting, mm
Overall dimensions, mm
- length
- width
- height
Dead weight, kg

CM-300H

300
200
hand chain
+1000/ -2000
3670
1500
2000
339

CRANE TECHNOLOGICAL CT-600H

The Technological crane is specialized trolley with load capacity up to 600 kg, designed for lift and transport of equipment on uneven land where need to overcome an obstacles. There are three pairs swivel castors with brakes which could be up and down vertically with screw supports according to the land conditions. It is important to have four castors with connection of the floor. In this way in motion of the crane the obstacles could overcome step by step. The vertical lifting and lowering is realized with a manual chain reel mounted on the crane trolley.



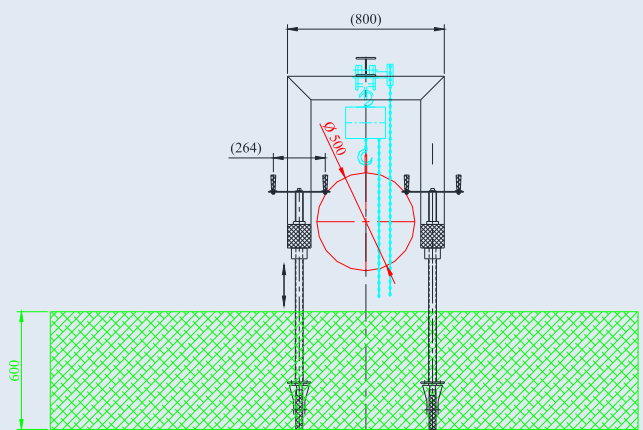
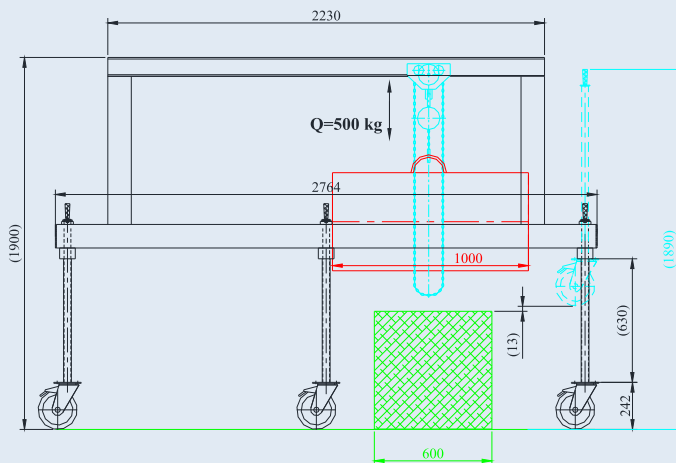
CT-600H

specialized
trolley



Standard solid rubber tyre,
pressed steel rim

LE-VE 200R-FI



CRANE TECHNOLOGICAL

Load capacity, kg
Wheel diameter, mm
Lifting mechanism, type
Height of lifting,
Overall dimensions, mm
- length
- width
- height
Dead weight, kg

CT-600H

600
200
hand chain
1000
2764
800
1900
310

PALLET TRUCK **KT-20DC**

The Pallet truck is the most popular equipment for transportation and manipulation of pallet loads.

specialized
trolley



KT-20DC



Elastic solid rubber tyre,
aluminium wheel centre
ALEV 180/20K



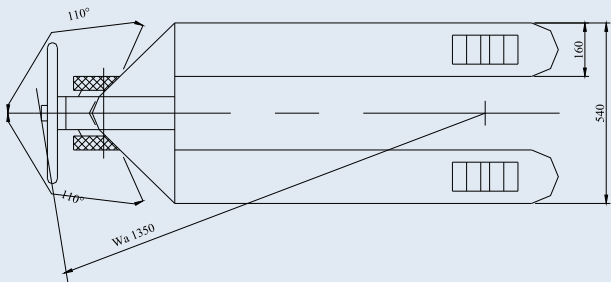
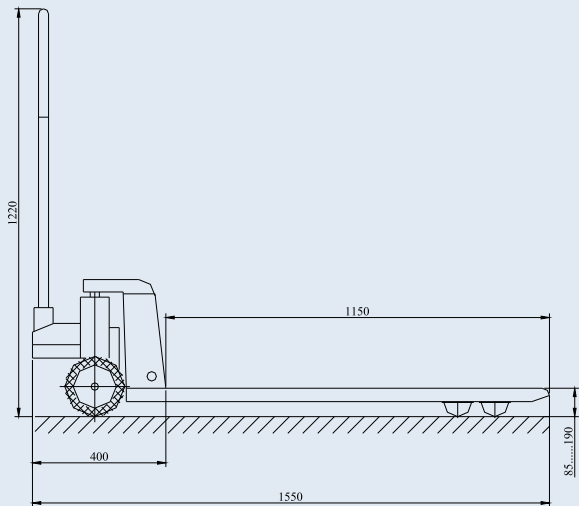
High-quality polyurethane tread,
aluminium wheel centre
ALTH 180/20K



Nylon roller
HPO 85x70/20-70K



Roller with polyurethane tread
HTH 85x70/20-70K



PALLET TRUCK

Load capacity, kg
Length of the forks, mm
Lifting height, mm
Wheel diameter, mm
Roller diameter, mm
Wight of the forks, mm
Lifting mechanism, type
Overall dimensions, mm
- length
- width
- height
Dead weight, kg

KT-20DC

2000
1150
190
180
85
540
hydraulic
1550
540
1220
77

SCISSOR LIFT PALLET TRUCK **KT-1000T**

The Scissor lift pallet truck is popular equipment for transportation and manipulation of pallet loads. The forks could be lifted up to 800 mm. The main function of the trolley is as end point of production technological lines. It is suitable for forming of palletized loads and downing the forks step by step to could be on the same level with current technological line.



KT-1000T

specialized
trolley



Elastic solid rubber tyre,
aluminium wheel centre
ALEV 180/20K



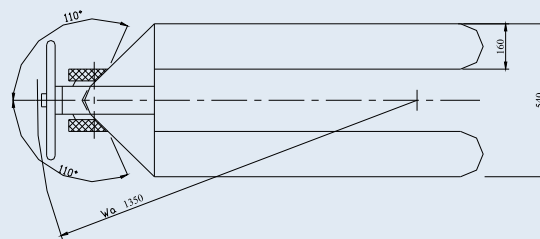
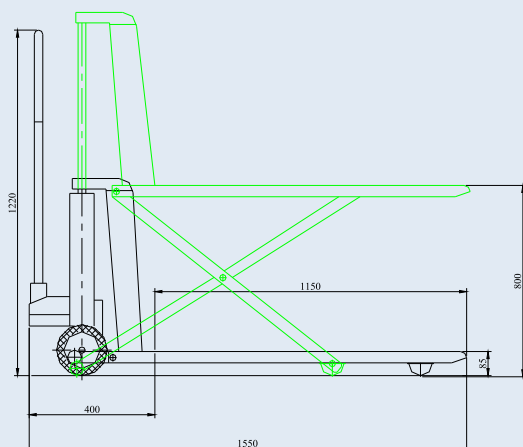
High-quality polyurethane tread,
aluminium wheel centre
ALTH 180/20K



Nylon roller
HPO 85x70/20-70K



Roller with polyurethane tread
HTH 85x70/20-70K



SCISSOR LIFT PALLET TRUCK

Load capacity, kg
Length of the forks, mm
Lifting height, mm
Wheel diameter, mm
Roller diameter, mm
Wight of the forks, mm
Lifting mechanism, type
Overall dimensions, mm
- length
- width
- height
Dead weight, kg

KT-1000T

1000
1150
800
200
85
540
hydraulic
1550
540
1220
110

TRUCK FOR PAPER ROLL KHR-18D

The Truck for paper roll is special equipment for manipulation and transportation of paper rolls in warehouses and printing industry.

specialized
trolley



KHR-18D



Elastic solid rubber tyre,
aluminium wheel centre
ALEV 180/20K



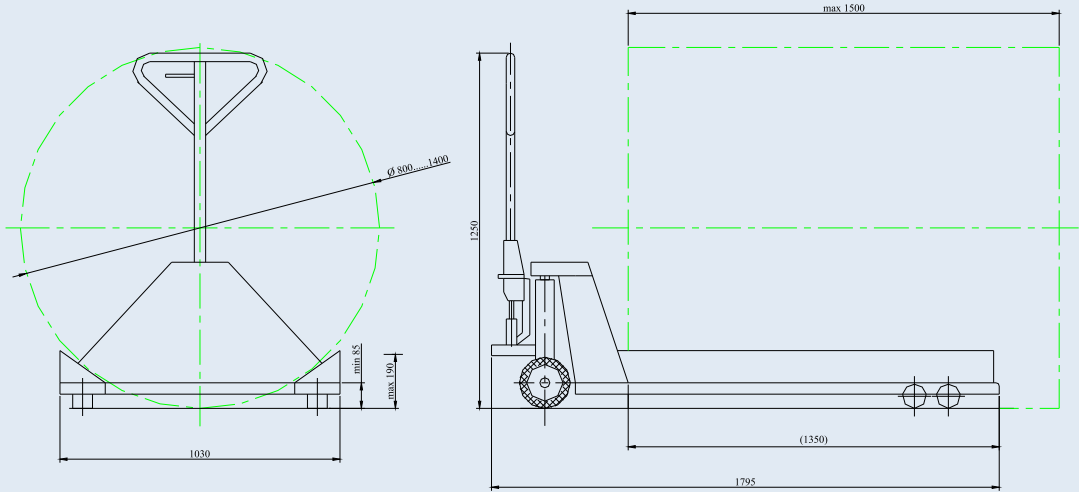
High-quality polyurethane tread,
aluminium wheel centre
ALTH 180/20K



Nylon roller
HPO 85x70/20-70K



Roller with polyurethane tread
HTH 85x70/20-70K



TRUCK FOR PAPER ROLL

Load capacity, kg
Length of the forks, mm
Wight of the forks, mm
Maximum length of paper roll, mm
Minimum outer diameter of paper roll, mm
Maximum outer diameter of paper roll, mm
Lifting height, mm
Wheel diameter, mm
Roller diameter, mm
Lifting mechanism, type
Overall dimensions, mm
- length
- width
- height
Dead weight, kg

KHR-18D

1800
1350
1030
1500
800
1400
190
180
85
hydraulic
1795
1030
1250
150

1618 гр. София
бул. Цар Борис III № 227А
е-mail: info@dinis.bg
тел: 02/ 955 62 00
факс: 02/ 955 61 27



www.dinis.bg

*Изключителен представител
за България на немската фирма
за ходови колела и ролки
Blickle Räder+Rollen GmbH u. Co. KG*



www.blickle.com
www.blickle.bg